



TUESDAY, MAY 17, 2011, 2PM EDT

Obama's Challenge in the Muslim World

Arab Spring Fails to Improve U.S. Image

Pew Global Attitudes Project:

Andrew Kohut,

President, Pew Research Center

Richard Wike, Associate Director

Juliana Menasce Horowitz,

Senior Researcher

Jacob Poushter, Research Analyst

Cathy Barker, Research Assistant

Pew Research Center:

James Bell,

Director of International Survey Research,
Pew Research Center

Elizabeth Mueller Gross,

Vice President, Pew Research Center

For Media Inquiries Contact:

Richard Wike

Vidya Krishnamurthy

202.419.4372

<http://pewglobal.org>

May 17, 2011

TABLE OF CONTENTS

	PAGE
Overview: Arab Spring Fails to Improve U.S. Image	1
About the Project	4
Roadmap to the Report	5
Chapter 1: Opinions of the U.S. and President Barack Obama	6
Chapter 2: Protests in the Middle East	15
Chapter 3: Views of Democracy and the Role of Islam	18
Chapter 4: Views of Extremist Groups and Suicide Bombing	26
Survey Methods	32
Survey Topline	36

Obama’s Challenge in the Muslim World
Arab Spring Fails to Improve U.S. Image

As President Obama prepares to make a major address on the tumultuous changes spreading throughout the Middle East, a new survey finds that the rise of pro-democracy movements has not led to an improvement in America’s image in the region. Instead, in key Arab nations and in other predominantly Muslim countries, views of the U.S. remain negative, as they have been for nearly a decade. Indeed, in Jordan, Turkey and Pakistan, views are even more negative than they were one year ago.

With the exception of Indonesia, Obama remains unpopular in the Muslim nations polled, and most disapprove of the way he has handled calls for political change roiling the Middle East. Moreover, many of the concerns that have driven animosity toward the U.S. in recent years are still present – a perception that the U.S. acts unilaterally, opposition to the war on terror, and fears of America as a military threat. And in countries such as Jordan, Lebanon, and Pakistan, most say their own governments cooperate too much with the U.S.

While the Arab Spring has not led to a change in America’s image, it has generated considerable interest and excitement, especially in the Arab nations surveyed. More than 85% in Jordan, Egypt, the Palestinian territories, and Lebanon have followed news about political demonstrations in the region, and in Arab countries there is widespread

U.S. Favorability and Confidence in Obama

	% Favorable			Change 10-11*
	2009 %	2010 %	2011 %	
Jordan	25	21	13	-8
Turkey	14	17	10	-7
Pakistan	16	17	11	-6
Indonesia	63	59	54	-5
Lebanon	55	52	49	-3
Egypt	27	17	20	+3
Palest. ter.	15	--	18	+3

	% A lot/Some confidence			Change 10-11*
	2009 %	2010 %	2011 %	
Turkey	33	23	12	-11
Palest. ter.	23	--	14	-9
Indonesia	71	67	62	-5
Lebanon	46	43	43	0
Egypt	42	33	35	+2
Pakistan	13	8	10	+2
Jordan	31	26	28	+2

* Change from 2009 to 2011 in the Palestinian territories.
 PEW RESEARCH CENTER Q3a & Q48a.

optimism that the protests will lead to more democracy. Most Israelis have also followed the political upheaval in neighboring countries, but they are divided over whether it will produce more democratic societies.

The survey, conducted by the Pew Research Center's Global Attitudes Project March 21-April 26, suggests the enthusiasm for democracy displayed by protestors in Tunisia, Egypt and elsewhere is consistent with public opinion in majority Muslim nations.¹ Democracy is widely seen as the best form of government, especially in Lebanon, Jordan and Egypt, where more than seven-in-ten hold this view. Moreover, people in the Muslim nations surveyed clearly value specific features of a democratic system, such as freedom of religion, free speech, and competitive elections. And publics in many Muslim countries increasingly believe that a democratic government, rather than a strong leader, is the best way to solve national problems.

Still, the embrace of democracy coexists with a strong desire for economic growth and political stability. Many prioritize a strong economy over a good democracy. And when they are asked about the key elements of a successful democracy, those in the surveyed nations place economic prosperity and political stability at the top of the list.

Support for Islamic Fundamentalism

Do you sympathize more with Islamic fundamentalists or with those who disagree with them?

	Islamic fundamentalists	Those who disagree	Both (Vol)	Neither (Vol)	DK
	%	%	%	%	%
Pakistan	47	15	3	10	25
Palest. ter.	37	28	14	17	5
Jordan	36	37	11	15	2
Egypt	31	30	11	15	14
Turkey	24	45	4	14	14
Israel	23	27	20	21	9
Indonesia	18	36	5	18	23
Lebanon	3	94	0	2	1

Asked of Muslims only.

PEW RESEARCH CENTER Q88.

Ideas about the role of Islam in society vary across Muslim nations. In Pakistan, Jordan, and Egypt, solid majorities believe laws should be based strictly on the teachings of the Quran, while this is a minority viewpoint in Turkey, Lebanon, Indonesia, and the Palestinian territories. Views about Islamic fundamentalism also vary widely – in Pakistan for instance, Muslims tend to sympathize with fundamentalists, while Lebanese and Turkish Muslims favor those who disagree with fundamentalists.

¹ The survey was conducted prior to the May 2 death of Osama bin Laden, as well as the April 27 agreement between Hamas and Fatah to form a unity government in the Palestinian territories.

The poll also highlights the extent to which extremism is rejected in Muslim nations, although there are notable levels of support for radical Islamist groups and suicide terrorism in some countries. Al Qaeda is rated negatively by majorities in all countries, but more than a quarter express a positive opinion of the terrorist group in the Palestinian territories. There is no country in which a majority rates the radical Palestinian organization Hamas positively – still, it receives considerable support in Jordan and Egypt. Among the Palestinians themselves, Hamas is less popular than Fatah, its more secular rival.

The militant Lebanese Shia group Hezbollah receives majority support only in the Palestinian territories. In Lebanon itself, views of Hezbollah reflect the sharp religious divisions within that society. While nearly nine-in-ten Lebanese Shia offer a positive view of Hezbollah, nine-in-ten Sunnis and three-quarters of Christians rate the organization negatively.

In recent years, Pew Global Attitudes surveys have documented a decline in support for suicide bombing in a number of countries, and today the percentage of Muslims who say this type of violence is often or sometimes justifiable stands at 10% or less in Indonesia, Turkey and Pakistan. Support for these acts is somewhat more common in Arab nations, although there have been steep declines over the last decade in Lebanon and Jordan.

Palestinian Muslims, however, remain an outlier on this question: 68% say suicide attacks in defense of Islam can often or sometimes be justified, a level of support essentially unchanged from 2007. And in Egypt, support for suicide bombing is actually on the rise – currently, 28% believe it can be justified, up from 8% in 2007.

Views of Extremist Groups

	% Favorable		
	Hamas %	Hezbollah %	al Qaeda %
Jordan	47	36	15
Egypt	45	24	21
Palest. ter.	42	61	28
Lebanon	34	38	3
Indonesia	33	37	21
Pakistan	13	14	--
Turkey	10	5	4

Pakistani views of al Qaeda not shown because the question was asked later in the survey, which may affect the comparability of results.

PEW RESEARCH CENTER Q3m-n & Q3p.

About the Pew Global Attitudes Project

The *Pew Research Center's Global Attitudes Project* conducts public opinion surveys around the world on a broad array of subjects ranging from people's assessments of their own lives to their views about the current state of the world and important issues of the day. The project is directed by Andrew Kohut, president of the Pew Research Center, a nonpartisan "fact tank" in Washington, DC, that provides information on the issues, attitudes, and trends shaping America and the world. The *Pew Global Attitudes Project* is principally funded by The Pew Charitable Trusts.

The *Pew Global Attitudes Project* is co-chaired by former U.S. Secretary of State Madeleine K. Albright, currently principal, the Albright Stonebridge Group, and by former Senator John C. Danforth, currently partner, Bryan Cave LLP.

Since its inception in 2001, the *Pew Global Attitudes Project* has released numerous major reports, analyses, and other releases, on topics including attitudes toward the U.S. and American foreign policy, globalization, terrorism, and democracy.

Pew Global Attitudes Project team members include Richard Wike, Juliana Menasce Horowitz, Jacob Poushter, and Cathy Barker. Other contributors to the project include Pew Research Center staff members Director of International Survey Research James Bell and Vice President Elizabeth Mueller Gross, as well as Jodie T. Allen, Neha Sahgal, Carroll Doherty, and Michael Dimock. Additional members of the team include Mary McIntosh, president of Princeton Survey Research Associates International, and Wendy Sherman, principal at the Albright Stonebridge Group. The *Pew Global Attitudes Project* team regularly consults with survey and policy experts, regional and academic experts, journalists, and policymakers whose expertise provides tremendous guidance in shaping the surveys.

All of the project's reports and commentaries are available at www.pewglobal.org. The data are also made available on our website within two years of publication. Findings from the project are also analyzed in *America Against the World: How We Are Different and Why We Are Disliked* by Andrew Kohut and Bruce Stokes, published by Times Books. A paperback edition of the book was released in May 2007.

For further information, please contact:
 Richard Wike
 Associate Director, Pew Global Attitudes Project
 202.419.4400 / rwike@pewresearch.org

Pew Global Attitudes Project Public Opinion Surveys

<u>Survey</u>	<u>Sample</u>	<u>Interviews</u>
Summer 2002	44 Nations	38,263
November 2002	6 Nations	6,056
March 2003	9 Nations	5,520
May 2003	21 Publics*	15,948
March 2004	9 Nations	7,765
May 2005	17 Nations	17,766
Spring 2006	15 Nations	16,710
Spring 2007	47 Publics*	45,239
Spring 2008	24 Nations	24,717
Spring 2009	25 Publics*	26,397
Fall 2009	14 Nations	14,760
Spring 2010	22 Nations	24,790
Spring 2011	23 Publics*	27,849

* Includes the Palestinian territories.

Roadmap to the Report

The first chapter examines views of the United States, President Obama, and American foreign policy. The next chapter explores reactions to recent demonstrations in the Middle East and opinions about whether these protests will lead to more democracy. Chapter 3 looks at attitudes toward democracy and the role of Islam in society. Finally, the last chapter focuses on views about extremist groups and suicide bombing. A summary of the survey's methodology, followed by complete topline results, can be found at the end of the report.

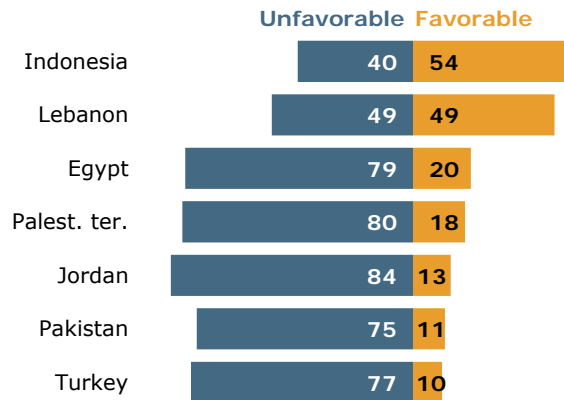
1. Opinions of the U.S. and President Barack Obama

The image of the United States remains overwhelmingly negative in predominantly Muslim countries. U.S. favorability ratings are low in nearly all of the Muslim nations surveyed, and majorities or pluralities in all seven say the U.S. does not take the interests of countries like theirs into account when making foreign policy decisions. Moreover, many continue to see the U.S. as a potential military threat to their countries.

U.S. President Barack Obama also receives low marks in largely Muslim countries. With the exception of Indonesia, majorities in the countries surveyed lack confidence in Obama to do the right thing in world affairs. And for the most part, Obama's handling of issues in the Muslim world, including the recent uprisings in the Middle East, the Israeli-Palestinian conflict, Iran and Afghanistan, are met with disapproval.

In general, attitudes toward the U.S. and Obama are more positive in Israel than in the other Middle Eastern countries surveyed and in the Muslim world more broadly. Yet, majorities of Israelis also disapprove of the way Obama is handling key issues in the Muslim world, especially the Israeli-Palestinian conflict. On most measures, Israeli Arabs offer more negative assessments of the U.S. and Obama than do Israeli Jews.

Views of the U.S.



PEW RESEARCH CENTER Q3a.

U.S. Favorability Rating

	1999/ 2000	2002	2003	2005	2006	2007	2008	2009	2010	2011
	%	%	%	%	%	%	%	%	%	%
Indonesia	75	61	15	38	30	29	37	63	59	54
Lebanon	--	36	27	42	--	47	51	55	52	49
Egypt	--	--	--	--	30	21	22	27	17	20
Palest. ter.	--	--	0	--	--	13	--	15	--	18
Jordan	--	25	1	21	15	20	19	25	21	13
Pakistan	23	10	13	23	27	15	19	16	17	11
Turkey	52	30	15	23	12	9	12	14	17	10

1999/2000 survey trends provided by the Office of Research, U.S. Department of State.

PEW RESEARCH CENTER Q3a.

U.S. Image Largely Negative

The United States receives negative ratings in most of the predominantly Muslim nations surveyed. This is especially the case in Turkey and Pakistan, where only about one-in-ten have a favorable opinion of the U.S. (10% and 11%, respectively). In Jordan, just 13% offer positive ratings, as do 18% in the Palestinian territories and 20% in Egypt.

America's image is more positive in Lebanon and Indonesia. A majority of Indonesians (54%) have a favorable view of the U.S., while four-in-ten have an unfavorable opinion. In Lebanon, opinions about the U.S. are evenly divided – 49% have a positive view and 49% have a negative opinion.

Attitudes toward the U.S. are more negative than they were a year ago in four of the seven predominantly Muslim countries surveyed. In Jordan, favorable ratings are down eight percentage points, from 21% in 2010. Similar drops in U.S. favorability are evident in Turkey (7 percentage points), Pakistan (6 points) and Indonesia (5 points).

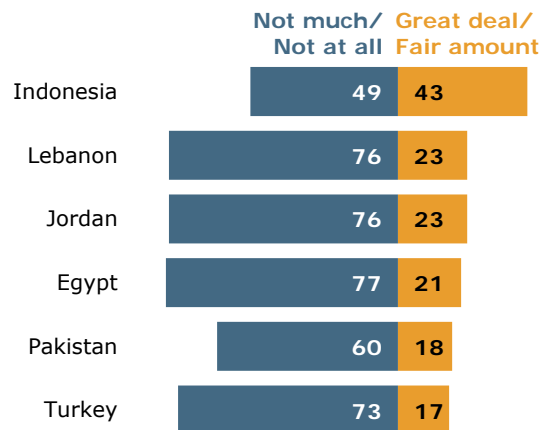
U.S. Seen as Unilateralist

Publics in the predominantly Muslim countries surveyed continue to say that the U. S. tends to act unilaterally in world affairs. Fewer than a quarter in Lebanon (23%), Jordan (23%), Egypt (21%), Pakistan (18%) and Turkey (17%) say the U.S. considers the interests of countries like theirs when making foreign policy decisions.

The U.S. receives more positive marks on this issue in Indonesia, where 43% believe the U.S. takes a multilateral approach. Still, about half (49%) in that country say the U.S. does not consider other countries' interests when making foreign policy decisions.

In Turkey, Egypt and Lebanon, respondents are more likely than they were last year to say

How Much Does the U.S. Consider Your Country's Interests?



Due to an administrative error, results for the Palestinian territories are not shown.

PEW RESEARCH CENTER Q51.

the U.S. takes other countries' interests into account. In 2010, 9% of Turks, 15% of Egyptians and 19% of Lebanese said the U.S. acted multilaterally. In contrast, Indonesians are now less likely than they were a year ago to say the U.S. takes a multilateral approach; half said that was the case in 2010.

Cooperation With the U.S.

Majorities in Jordan (57%), Lebanon (54%) and Pakistan (54%) believe their countries' governments cooperate too much with the U.S. government; a 39% plurality in Egypt shares this view.

Views about cooperation with the U.S. are more mixed in Turkey, where 26% say their government cooperates too much with the U.S. and the same percentage says the Turkish government does not cooperate with the U.S. enough; about a third (32%) of Turks say their country cooperates with the U.S. about the right amount.

Government Cooperation With the U.S.

	Too much %	Not enough %	About the right amount %	DK %
Jordan	57	16	22	6
Lebanon	54	18	25	3
Pakistan	54	13	10	23
Egypt	39	24	31	6
Turkey	26	26	32	15
Indonesia	19	18	54	9

Due to an administrative error, results for the Palestinian territories are not shown.

PEW RESEARCH CENTER Q30.

Most Indonesians are satisfied with the amount of cooperation between their country and the U.S.; 54% say their government cooperates about the right amount, while 19% believe it cooperates too much and 18% say it does not cooperate enough with the U.S. government.

U.S. Still Seen as a Threat

Majorities in six of the seven predominantly Muslim countries surveyed say they are very or somewhat worried that the U.S. could become a military threat to their country someday. Concern about a potential U.S. threat is especially widespread in the Palestinian territories, where about nine-in-ten (91%) say it could pose a threat.

In Indonesia, where most view the U.S. favorably, 71% express concern that the U.S. could pose a military threat to their country someday. This view is shared by two-thirds in Pakistan, about six-in-ten in Lebanon (59%) and Turkey (59%) and 54% in Egypt.

Jordan is the only largely Muslim country surveyed where fewer than half express concern about a potential U.S. threat; 46% say they are worried, while 52% say they are not worried. A year ago, 52% of Jordanians were concerned that the U.S. could pose a military threat to their country and 47% were not worried.

Views of U.S. Anti-Terror Efforts and the War in Afghanistan

Support for U.S.-led efforts to fight terrorism remains low in most of the predominantly Muslim countries surveyed. Just 9% in Jordan and 14% in Turkey and Pakistan say they favor American anti-terrorism efforts; 21% of Egyptians and about one-third of Lebanese (35%) express support.

Worry That U.S. Could Become Military Threat

% Very/Somewhat worried

	2003	2005	2007	2009	2010	2011
	%	%	%	%	%	%
Palest. ter.	--	--	73	75	--	91
Indonesia	74	80	84	77	76	71
Pakistan	72	71	72	79	65	67
Turkey	71	65	76	54	56	59
Lebanon	58	60	57	57	56	59
Egypt	--	--	64	51	56	54
Jordan	56	67	67	48	52	46

PEW RESEARCH CENTER Q90.

Little Support for Anti-Terrorism Efforts and Afghanistan War

U.S.-led efforts to fight terrorism

	Favor	Oppose	DK
	%	%	%
Indonesia	55	33	12
Lebanon	35	61	5
Egypt	21	68	11
Turkey	14	67	19
Pakistan	14	65	21
Jordan	9	80	11

Afghanistan

	Keep troops	Remove troops	DK
	%	%	%
Lebanon	22	71	8
Indonesia	12	71	18
Egypt	11	78	11
Jordan	9	87	4
Turkey	6	75	19
Pakistan	6	68	26

Due to an administrative error, results for the Palestinian territories are not shown.

PEW RESEARCH CENTER Q52 & Q62.

Indonesians offer more positive opinions of the U.S. on this issue than do publics in other largely Muslim countries. More than half (55%) in Indonesia favor U.S.-led efforts to fight terrorism, while one-third oppose such efforts.

The war in Afghanistan, a cornerstone of American anti-terrorism efforts, is unpopular in the Muslim world. At least two-thirds in the seven predominantly Muslim countries surveyed say U.S. and NATO troops should withdraw from Afghanistan as soon as possible.

Jordanians are especially inclined to favor withdrawal from Afghanistan; nearly nine-in-ten (87%) want troops to leave as soon as possible. About eight-in-ten (78%) in Egypt, three-quarters in Turkey and 71% in Indonesia and Lebanon also share this opinion, as do 68% in Pakistan.

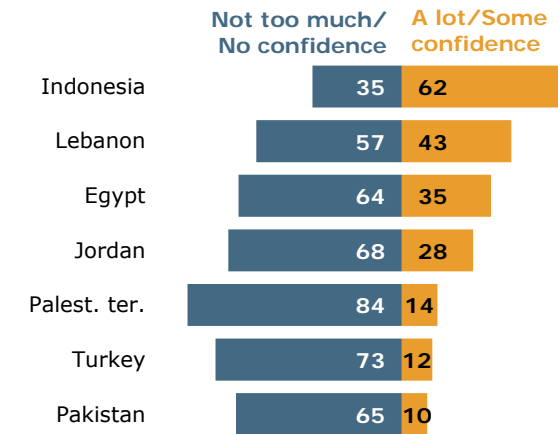
Views of President Obama

Like the United States, President Obama receives low marks in most of the predominantly Muslim countries surveyed. Just about one-in-ten Pakistanis (10%) and Turks (12%) and 14% of Palestinians say they have at least some confidence in the American president to do the right thing in world affairs. Obama also gets negative ratings in Jordan and Egypt, where only 28% and 35%, respectively, say they have confidence in him.

Views of Obama are somewhat more positive in Lebanon; 43% in that country have at least some confidence in him. Still, nearly six-in-ten (57%) Lebanese say they have little or no confidence in the American president.

Indonesia is the only predominantly Muslim country surveyed where a majority expresses confidence in Obama to do the right things in world affairs. About six-in-ten (62%) Indonesians say they have confidence in Obama, while 35% do not.

Confidence in Obama



PEW RESEARCH CENTER Q48a.

Yet, confidence in Obama has declined somewhat among Indonesians since last year; two-thirds offered positive opinions of him in 2010. Positive ratings of Obama have declined even more in Turkey, where nearly a quarter (23%) said they had confidence in the U.S. president a year ago; and among Palestinians, favorable ratings of Obama have declined nine percentage points since 2009, when the Palestinian territories were last included in the survey.

Low Ratings for Obama's Policies

Majorities or pluralities in nearly all of the predominantly Muslim countries surveyed disapprove of Obama's handling of four important issues in the Muslim world – the calls for political change in the Middle East, the Israeli-Palestinian conflict, the situation in Afghanistan, and Iran.

Obama receives his lowest marks for his performance on the conflict between Israelis and Palestinians. At least eight-in-ten in Lebanon (85%), the Palestinians territories (84%), Egypt (82%) and Jordan (82%) disapprove of the way Obama is handling this issue.

About two-thirds in Turkey (68%) and 57% in Indonesia also disapprove of Obama's handling of the Israeli-Palestinian conflict. The balance of opinion is also negative in Pakistan; 45% disapprove while just 6% approve of Obama's handling of the conflict. About half (49%) of Pakistanis do not offer an opinion.

As is the case with his performance on the Israeli-Palestinian conflict, ratings for Obama's handling of Iran and the situation in Afghanistan are extremely low. At least

Obama's Handling of...

	<i>Calls for political change in Middle East</i>		<i>Israeli-Palestinian conflict</i>	
	Approve %	Disapprove %	Approve %	Disapprove %
Turkey	8	65	6	68
Egypt	45	52	15	82
Jordan	31	65	17	82
Lebanon	41	52	12	85
Palest. ter.	33	63	13	84
Indonesia	30	49	26	57
Pakistan	5	40	6	45

	<i>Afghanistan</i>		<i>Iran</i>	
	Approve %	Disapprove %	Approve %	Disapprove %
Turkey	5	70	5	68
Egypt	18	76	27	68
Jordan	12	87	21	77
Lebanon	23	71	40	55
Palest. ter.	15	81	16	80
Indonesia	28	56	23	56
Pakistan	9	52	10	50

PEW RESEARCH CENTER Q79b-e

70% in five of the Muslim countries surveyed disapprove of the president's performance on Afghanistan, with Jordanians and Palestinians expressing particularly negative opinions (87% and 81%, respectively, disapprove). And while Obama's handling of Iran has the approval of four-in-ten Lebanese, a majority in that country (55%), as well as in Indonesia (56%), Turkey (68%), Egypt (68%), Jordan (77%) and the Palestinian territories (80%), disapprove.

Opinions about Obama's handling of the recent uprisings in countries such as Egypt, Tunisia, Bahrain and Libya are also negative, but considerable minorities in the Middle East approve of his job performance on this issue. This is especially the case in Egypt, where protests led to the ousting of President Hosni Mubarak earlier this year; 45% of Egyptians approve of Obama's handling of calls for political change in the Middle East, while 52% disapprove. About four-in-ten (41%) in Lebanon, 33% in the Palestinian territories and 31% in Jordan also approve of Obama's job performance on this issue; 52%, 63% and 65%, respectively, disapprove.

In the non-Arab countries surveyed, Obama also gets low marks for his handling of the Arab Spring, but many do not offer an opinion. For example, 65% in Turkey disapprove of Obama's job performance on this issue and just 8% approve, but 27% say they do not know; in Pakistan, 40% disapprove of Obama's handling of the uprisings in the Middle East, 5% approve, and a 55%-majority does not offer an opinion.

Religious and Sectarian Divide in Lebanon

Ratings of the United States and President Obama vary considerably across religious and sectarian groups in Lebanon. On nearly every measure, Shia Muslims in that country offer far more negative assessments of the U.S., its handling of foreign policy and its president. For example, seven-in-ten Lebanese Christians and 59% of Sunnis say they have a favorable opinion of the U.S.; in contrast, just 12% of Lebanese Shia rate the U.S. positively, while 88% give it an unfavorable rating.

Majorities of Lebanese Christians (57%) and Sunnis (55%) also express confidence in Obama to do the right thing in world affairs, compared with just 14% of Shia. And while majorities among the three groups say the U.S. acts unilaterally when making foreign policy decisions, about one-third of Christians (34%) and 30% of Sunnis say the U.S. takes the interests of countries like Lebanon into account, while just 4% of Shia Muslims say this is the case. Moreover, nine-in-ten Shia say their government cooperates too

much with the U.S. government, far more than the percentage of Christians (38%) and Sunnis (39%) who share this view.

Lebanese Shia are also more critical of Obama's handling of issues in the Muslim world, although Christians and Sunnis also often express disapproval. For example, at least three-quarters of Christians (76%) and Sunnis (81%) give Obama low marks for his handling of the conflict between Israelis and Palestinians, but Shia are unanimous in their disapproval of the president's job performance on this issue.

Attitudes Toward the U.S. and Obama in Israel

Israelis continue to offer far more positive opinions of the U.S. and Obama than do their neighbors in the Middle East, but views in that country often divide along ethnic lines. About seven-in-ten (72%) Israelis, including 77% of Israeli Jews, have a favorable view of the U.S.; among Israeli Arabs, however, views of the U.S. are mostly negative, with 36% offering a positive opinion and nearly six-in-ten (58%) saying they have an unfavorable view.

Overall, Israeli opinions of Obama are more negative than ratings for the U.S. in that country. Nearly half (49%) of Israelis have at least some confidence in him to do the right thing in world affairs and about the same number (51%) do not have confidence in Obama; Israeli Jews are also about evenly divided in their opinion of the U.S. president. Among Israeli Arabs, however, Obama's ratings match the negative views of the U.S.; 38% of Arabs have confidence in Obama, while 60% do not.

Arabs in Israel are also more likely than their Jewish counterparts to say their government cooperates with the U.S. too much; 40% of Arabs say this is the case, while 25% say Israel does not cooperate enough and 23% say it cooperates about the right amount with the U.S. Among Israeli Jews, 30% believe their government cooperates too

Views of the U.S. and Obama in Lebanon

	Christian	Sunni	Shia
<i>Opinion of the U.S.</i>			
	%	%	%
Favorable	70	59	12
Unfavorable	29	39	88
Don't know	1	3	1
<i>Confidence in Obama</i>			
A lot/Some	57	55	14
Not too much/None	42	44	86
Don't know	1	1	0
<i>U.S. considers other countries' interests</i>			
Great deal/Fair amount	34	30	4
Not much/Not at all	65	68	96
Don't know	2	2	0
<i>Cooperation with U.S.</i>			
Too much	38	39	90
Not enough	34	14	3
About right	25	43	7
Don't know	3	5	0

PEW RESEARCH CENTER Q3a, Q48a, Q51 & Q30.

much, 22% say it does not cooperate enough, and a 44%-plurality says it cooperates about the right amount with the U.S.

There is agreement between Israeli Arabs and Jews on some issues, however. Majorities among both groups say the U.S. takes the interests of countries like Israel into account when making foreign policy decisions, and Arabs are more likely than Jews to say this is the case (89% vs. 65%). Still, at least six-in-ten in each group disapprove of Obama's handling of the Israeli-Palestinian conflict (64% of Jews and 67% of Arabs) and Iran (61% of Jews and 66% of Arabs).

Israeli Jews are more critical than Arabs of Obama's handling of the recent calls for political change in the Middle East. Among Jews, 36% approve and 52% disapprove of Obama's job performance on this issue; nearly half (48%) of Israeli Arabs approve and 35% disapprove of Obama's handling of the recent uprisings in the region.

Ratings of the U.S. and Obama in Israel

	Total	Arab	Jew
	%	%	%
<i>Opinion of the U.S.</i>			
Favorable	72	36	77
Unfavorable	28	58	23
Don't know	1	5	0
<i>Confidence in Obama</i>			
A lot/Some	49	38	51
Not too much/None	51	60	49
Don't know	0	3	0
<i>U.S. considers other countries' interests</i>			
Great deal/Fair amount	67	89	65
Not much/Not at all	32	11	34
Don't know	1	1	1
<i>Cooperation with U.S.</i>			
Too much	31	40	30
Not enough	23	25	22
About right	41	23	44
Don't know	5	12	4

PEW RESEARCH CENTER Q3a, Q48a, Q51 & Q30.

2. Protests in the Middle East

The popular uprisings in Egypt, Tunisia and other Middle Eastern countries captured the attention of publics both inside and outside the region. Impressive majorities in Arab countries report following news about the political demonstrations. Turks also paid close attention to the uprisings. Indonesians and Pakistanis, however, focused less on the dramatic political changes.

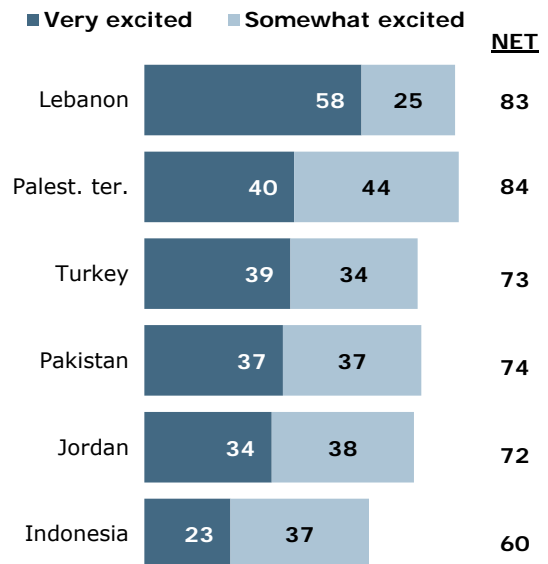
Most people say they were excited by the popular protests, although opinion varies as to whether the demonstrations will lead to more democracy in the Middle East. Neighboring Arab publics are optimistic on this count, while people in other Muslim countries are less certain. Most Israelis have also followed events in Egypt and elsewhere, but have mixed views on whether the political protests will encourage greater democracy in the region.

Public Reaction to the Protests

Majorities in Arab countries say they were riveted by the political demonstrations in their region. Overwhelming numbers of Jordanians (98%), Egyptians (96%), Palestinians (94%), and Lebanese (86%), for instance, report following news about the uprisings.

Outside the Arab world, 78% of Turks say they followed news about events in countries such as Egypt, Tunisia, Bahrain and Libya. However, in Muslim countries farther afield, fewer report tracking the region's political upheaval. Only 41% of Indonesians say they followed news about the political protests that erupted in Egypt and elsewhere, while just 11% of Pakistanis report focusing on the unrest sweeping the Middle East (half of Pakistanis do not answer whether they followed events or not).

Excitement Among Those Following Protests



Asked of those who followed news about political demonstrations.

PEW RESEARCH CENTER Q92.

Among those who followed news about the political demonstrations, excitement was commonplace. Large majorities in Lebanon (83%) and the Palestinian territories (84%) report being excited, including 58% and 40%, respectively, who say they were *very* excited. In Jordan, more than seven-in-ten (72%) were generally excited by the protests, with about a third (34%) saying they were very excited.

In Muslim countries outside the Middle East, the political demonstrations in Egypt and elsewhere also elicited excitement. More than seven-in-ten Turks (73%) who tracked developments in the region say they were excited by the demonstrations, with nearly four-in-ten (39%) saying they were very excited. Among the relatively small number of Pakistanis who tuned into the dramatic news from the Middle East, the reaction was similar: 74% were excited by events, with half that number (37%) very excited. Among Indonesians following events in the Arab world, 60% say they were excited by the popular uprisings, but only 23% describe being very excited.

Impact of the Protests

Arab publics are generally optimistic about the impact of the political demonstrations in Egypt and elsewhere. Clear majorities in Jordan (73%), the Palestinian territories (73%) and Lebanon (71%) believe the protests will lead to greater democracy in the Middle East.

Egyptians are also upbeat. Asked specifically about the future of their country, a majority of Egyptians (57%) say they are optimistic. And though only 41% say it is very likely that the next election will be free and fair, fully 71% say democracy is preferable to any other system of government. *(For a more detailed analysis of Egyptians' views about their country's future, see ["Egyptians Embrace Revolt Leaders, Religious Parties and Military, As Well."](#) released April 25, 2011.)*

Beyond the Arab world, publics in Muslim countries are more circumspect about the long-term impact of the popular uprisings. Just over a third of Turks (36%) believe the protests will lead to greater democracy in the Middle East, compared with a plurality

Will Political Protests Lead to More Democracy?

	Yes %	No %	DK %
Jordan	73	16	11
Palest. ter.	73	22	5
Lebanon	71	22	7
Indonesia	37	36	27
Turkey	36	46	18
Pakistan	12	23	66

PEW RESEARCH CENTER Q93.

(46%) who are doubtful. Nearly one-in-five (18%) are unsure about the impact of the protests.

In Indonesia, the public is evenly split as to the legacy of the political demonstrations: 37% believe the protests will lead to more democracy in the Middle East, while 36% disagree. Roughly a quarter (27%) of Indonesians say they do not know. Among Pakistanis, just 12% say the recent demonstrations are a step toward more democracy in the region, compared with 23% who are skeptical. Almost two-thirds of Pakistanis (66%) offer no opinion as to whether the protests will strengthen democracy in the Arab world.

View From Israel

Like their Arab neighbors, many Israelis have paid attention to recent events in the Middle East. Overall, 71% say they have followed news about the political demonstrations in countries such as Egypt, Tunisia, Bahrain, and Libya. Among Israeli Arabs, over nine-in-ten (93%) say they followed the popular protests, while 68% of Israeli Jews report focusing on recent events in the region.

Among Israelis who followed the dramatic events in Egypt and elsewhere, 58% say they were excited by the political protests, but only 21% describe being *very* excited. Roughly twice as many Israeli Arabs (40%) as Jews (18%) report being very excited.

Overall, Israelis are evenly divided about the legacy of the popular uprisings: 43% think the political demonstrations will expand democracy in the region, while the same percentage disagrees. However, Israeli Arabs are much more optimistic, with fully 70% believing the protests will lead to more democracy. Just 39% of Israeli Jews share this view.

Mixed Reaction Among Israelis

	Total	Arab	Jew
<i>Did you follow news about the political demonstrations?</i>			
	%	%	%
Yes	71	93	68
No	29	7	32
Don't know	0	0	0
<i>Were you excited about the demonstrations?*</i>			
Very excited	21	40	18
Somewhat excited	37	33	38
Not too excited/Not excited	41	26	44
Don't know	0	2	0
<i>Will the demonstrations lead to more democracy?</i>			
Yes	43	70	39
No	43	22	46
Don't know	14	8	15

*Asked of those who followed news about political demonstrations.

PEW RESEARCH CENTER Q91, Q92, & Q93.

3. Views of Democracy and the Role of Islam

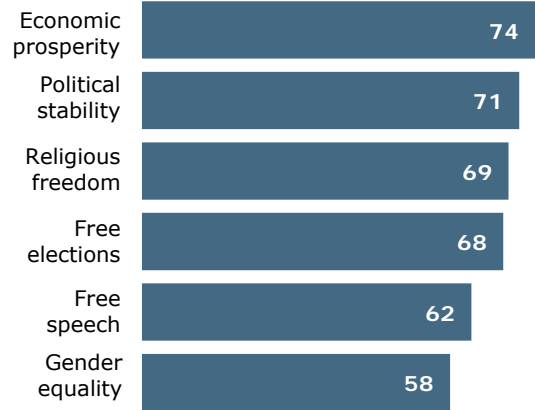
Support for democracy is widespread in the predominantly Muslim countries surveyed. Majorities or pluralities in the seven nations say democracy is preferable to any other kind of government, and many increasingly believe that a democratic government, rather than a strong leader, can best solve national problems.

When asked to choose between a good democracy and a strong economy, however, reactions are more mixed. In Turkey, Egypt and Lebanon, opinions are nearly evenly divided, while in Jordan, the Palestinian territories, Pakistan and Indonesia, far more prioritize a strong economy over a good democracy. And while majorities in almost all of the Muslim countries surveyed say freedom of speech, free elections, gender equality, and religious freedom are very important in a democracy, at least as many, and often more, prioritize economic prosperity and political stability.

Views of religion-based laws and Islamic fundamentalism vary considerably across the countries surveyed. Majorities in Pakistan, Jordan and Egypt believe that laws should strictly follow the teachings of the Quran; in Indonesia and Turkey, majorities or pluralities say laws should follow the values and principles of Islam – but not strictly follow the teachings of the Quran.

Muslim respondents in Pakistan and the Palestinian territories say they sympathize more with Islamic fundamentalists rather than with those who disagree with them; in Lebanon, Turkey and Indonesia, more say they sympathize with those who disagree with fundamentalists. Opinions are about evenly divided on this question among Muslims in Jordan, Egypt and Israel.

Top Priorities in a Democracy



Median % across the six countries where the question was asked who say each of these is *very* important in a democracy. Not asked in Egypt.

PEW RESEARCH CENTER Q9a-f.

Support for Democracy

Majorities in six of the seven predominantly Muslim countries surveyed say that democracy is preferable to any other kind of government. About eight-in-ten (81%) in Lebanon and about seven-in-ten in Jordan (72%) and Egypt (71%) share this view, as do somewhat smaller majorities in Turkey (66%), the Palestinian territories (64%) and Indonesia (58%).

Views of Democracy

	Democracy is preferable to any other kind of government %	In some circumstances, a non-democratic government can be preferable %	For someone like me, it doesn't matter what kind of government we have %	DK %
Lebanon	81	10	6	3
Jordan	72	19	8	2
Egypt	71	17	10	3
Turkey	66	21	3	10
Palest. ter.	64	23	11	3
Indonesia	58	16	20	6
Pakistan	46	19	17	18

PEW RESEARCH CENTER Q8.

Pakistan is the only Muslim country surveyed where fewer than half (46%) say democracy is preferable. Still, more choose democracy than say that, in some circumstances, non-democratic governments can be preferable (19%) or that, for someone like them, the kind of government Pakistan has does not matter (17%); about one-in-five (18%) do not offer an opinion.

In the wake of the uprising that ousted President Hosni Mubarak, support for democracy has increased considerably in Egypt. About seven-in-ten (71%) say democracy is preferable to any other kind of government, up from 60% a year ago; 17% of Egyptians say that, in some circumstances, a non-democratic government can be preferable and 10% say that, for someone like them, it does not matter what kind of government their country has. (*For a more detailed analysis of Egyptians' views toward democracy, see ["Egyptians Embrace Revolt Leaders, Religious Parties and Military, As Well."](#) released April 25, 2011.*)

In Turkey, however, support for democracy has waned since 2010. About two-thirds (66%) now say democracy is preferable to any other kind of government, compared with

76% a year ago; and the percentage saying that, in some circumstances, a non-democratic government can be preferable has more than tripled, from 6% in 2010 to 21% in the current survey. Support for democracy also has declined somewhat in Indonesia, where 58% now express a preference for democratic governance, down from 64% a year ago.

Features of Democracy

In Turkey, Jordan, Lebanon, Indonesia, Pakistan and the Palestinian territories, at least half say freedom of speech, free elections, gender equality and religious freedom are *very* important in a democracy, but solid majorities also say economic prosperity and political stability are high priorities. In fact, looking across these six publics, the median percentage rating economic prosperity and political stability as very important in a democracy is higher than the median percentage giving a similar rating to each of the other four items, which are more commonly associated with democratic governance (Egyptians were asked a different version of this question).

Respondents in Lebanon are more likely than those in the other six nations to rate each of the items tested as very important in a democracy. For example, nine-in-ten in that country say free elections are very important, compared with 75% in the Palestinian territories, 73% in Turkey, 63% in Jordan, 60% in Pakistan and 59% in Indonesia.

What Is Important in a Democracy?

% Very important in a democracy

	Economic prosperity	Political stability	Religious freedom	Free elections	Free speech	Gender equality
	%	%	%	%	%	%
Turkey	71	71	74	73	70	70
Jordan	66	71	66	63	62	50
Lebanon	90	93	88	90	85	76
Palest. ter.	77	80	63	75	61	51
Indonesia	92	57	70	59	53	52
Pakistan	62	52	68	60	61	63
MEDIAN	74	71	69	68	62	58

Not asked in Egypt.

PEW RESEARCH CENTER Q9a-f.

Gender equality is generally seen as a lower priority than the other items tested, and this is especially the case in Jordan, the Palestinian territories and Lebanon. While half of Jordanians say it is very important in a democracy that women have the same rights as men, 71% see political stability as a high priority and at least six-in-ten say the same about economic prosperity (66%), religious freedom (66%), free elections (63%) and freedom of speech (62%).

Similarly, 51% of Palestinians consider gender equality to be of high importance in a democracy, compared with at least three-quarters who say this about political stability (80%), economic prosperity (77%) and free elections (75%) and about six-in-ten who rate religious freedom (63%) and free speech (61%) as very important. And while a 76% majority in Lebanon say it is very important in a democracy that women have the same rights as men, even more say this about the other five items tested.

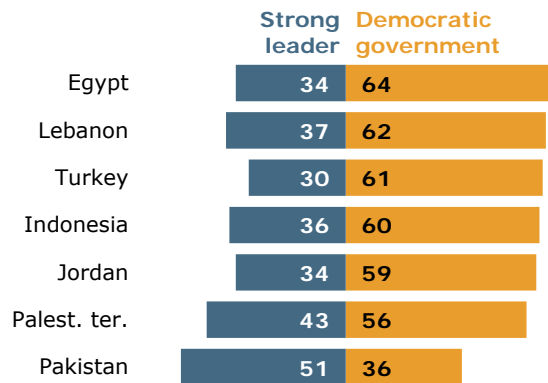
Democracy vs. Strong Leader

Majorities in six of the seven largely Muslim countries surveyed say democracy, rather than a strong leader, can best solve their country's problems. At least six-in-ten in Egypt (64%), Lebanon (62%), Turkey (61%) and Indonesia (60%) say their country should rely on a democratic government, as do 59% in Jordan and 56% in the Palestinian territories.

Pakistan is the only Muslim country surveyed where more express support for a strong leader over a democratic government; 51% of Pakistanis say their country should rely on a strong leader, while just 36% say democracy can better solve national problems.

Support for democracy over a strong leader is considerably more widespread than it was in 2007, when the question was last asked. This is especially the case in the Palestinian territories, where the percentage saying a democratic form of government is preferable to a strong leader is up 20 points, from 36% in 2007; double-digit increases are also evident in Egypt (14 percentage points) and Indonesia (12 points), while more modest but significant increases occurred in Jordan (7 points) and Turkey (6 points).

Democratic Government vs. Strong Leader



PEW RESEARCH CENTER Q57.

More Now Choose Democracy Over Strong Leader

	% Democracy		
	2007 %	2011 %	Change
Palest. ter.	36	56	+20
Egypt	50	64	+14
Indonesia	48	60	+12
Jordan	52	59	+7
Turkey	55	61	+6
Pakistan	33	36	+3
Lebanon	60	62	+2

PEW RESEARCH CENTER Q57.

Democracy vs. Strong Economy

When asked to choose between a good democracy and a strong economy, opinions are mixed across the seven Muslim nations surveyed. About half in Turkey (48%), Egypt (47%) and Lebanon (47%) say a good democracy is more important; about the same percentage (46%, 49% and 51%, respectively) prioritize a strong economy.

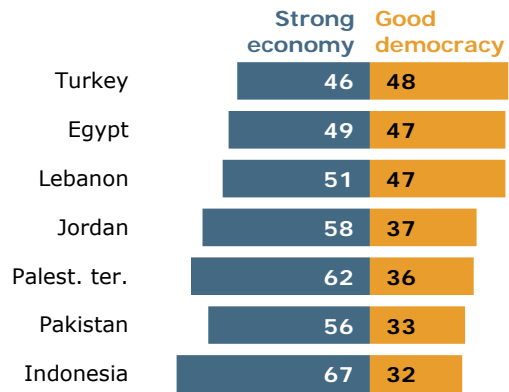
In Jordan, the Palestinian territories, Pakistan and Indonesia, however, majorities say a strong economy is more important than a good democracy. Indonesians are about twice as likely to choose a strong economy (67%) as they are to choose a good democracy (32%). About six-in-ten Palestinians (62%) and Jordanians (58%) also prefer economic prosperity, as do 56% of Pakistanis; at least one-third in each country say a good democracy is preferable (36%, 37% and 33%, respectively).

Support for a good democracy over a strong economy has increased somewhat in recent years. For example, while opinions are now nearly evenly divided in Turkey and Egypt, the balance of opinion was clearly in favor of economic prosperity in 2007; 53% of Egyptians and 49% of Turks said a strong economy was more important, while 42% and 41%, respectively, chose a good democracy in 2007. And in Indonesia, an even larger majority prioritized a strong economy (77%) over a good democracy (21%) in 2007 than is the case today.

Religious and Sectarian Divide in Views of Democracy in Lebanon

Lebanese Christians and Sunnis are considerably more likely than Shia Muslims in that country to prioritize democracy over a strong leader and a strong economy. About seven-in-ten (72%) Sunni Muslims and 64% of Christians in Lebanon say a democratic government can best solve their country's problems; in contrast, just 45% of Shia express support for a good democracy over a strong leader (55%).

Which Is More Important?



PEW RESEARCH CENTER Q58.

Similarly, while Lebanese Sunnis and Christians are about evenly divided when asked whether a good democracy or a strong economy is more important, a majority of Shia prioritize economic prosperity. About half of Sunnis (49%) and Christians (48%) say a good democracy is more important; about the same share (49% and 50%, respectively) choose a strong economy. Among Shia Muslims in Lebanon, 41% prefer a good democracy, while about six-in-ten (58%) believe a strong economy is more important.

Religious and Sectarian Divide in Lebanon

	Which is more important?		
	Dem %	Strong leader %	DK %
Muslim	59	40	2
<i>Sunni</i>	72	25	3
<i>Shia</i>	45	55	0
Christian	64	35	1

Support for Religion-Based Laws

Views about the role of Islam in the legal arena are mixed across the seven predominantly Muslim countries surveyed. Support for laws that strictly follow the teachings of the Quran is widespread in Pakistan (78%), Jordan (70%) and Egypt (62%). In contrast, just 36% of Palestinians, and even fewer in Indonesia (26%), Lebanon (20%) and Turkey (8%), share this view.

	Good dem %	Strong econ %	DK %
	Muslim	45	54
<i>Sunni</i>	49	49	2
<i>Shia</i>	41	58	1
Christian	48	50	2

PEW RESEARCH CENTER Q57 & Q58.

In Indonesia, a majority (56%) believes laws should follow the values and principles of Islam but not strictly follow the teachings of the Quran, as do a plurality in Turkey (45%) and sizeable minorities in the Palestinian territories (30%) and Lebanon (36%). A substantial percentage in Turkey and Lebanon say laws should not be influenced by the teachings of the Quran (34% and 37%, respectively); fewer than one-in-seven in the five other Muslim nations surveyed offer this opinion.

Views of Religion-Based Laws

	Laws should strictly follow the teachings of the Quran	Laws should follow the values and principles of Islam but not strictly follow the teachings of the Quran	Laws should not be influenced by the teachings of the Quran	DK
	%	%	%	%
Pakistan	78	16	2	4
Jordan	70	25	3	3
Egypt	62	27	5	5
Palest. ter.	36	30	12	22
Indonesia	26	56	14	5
Lebanon	20	36	37	7
Turkey	8	45	34	13

PEW RESEARCH CENTER Q47x.

In Lebanon, views of religion-based laws vary across religious and sectarian groups. Shia Muslims express the most support for laws that strictly follow the teachings of the Quran; 35% offer this view, compared with 20% of Sunnis and just 8% of Christians. Four-in-ten Sunni and 43% of Shia Muslims say laws should follow the values and principles of Islam, as do 27% of Christians. Most Christians in Lebanon (53%) say laws should not be influenced by the teachings of the Quran; about one-third (32%) of Sunnis and 21% of Shia share this view.

Views About Fundamentalism

Opinions about the role of Islamic fundamentalism are mixed across the Muslim publics surveyed. In Pakistan, about half of Muslims (47%) say they tend to sympathize more with Islamic fundamentalists in their country, while just 15% sympathize more with those who disagree with fundamentalists; about four-in-ten (38%) do not choose a side. More Muslims also express support for Islamic fundamentalists than for those who disagree with them in the Palestinian territories (37% vs. 28%).

Support for Fundamentalism

	Sympathize with...				
	Islamic fundamentalists	Those who disagree w/ fundamentalists	Both (Vol)	Neither (Vol)	DK
	%	%	%	%	%
Pakistan	47	15	3	10	25
Palest. ter.	37	28	14	17	5
Jordan	36	37	11	15	2
Egypt	31	30	11	15	14
Turkey	24	45	4	14	14
Israel	23	27	20	21	9
Indonesia	18	36	5	18	23
Lebanon	3	94	0	2	1

Asked of Muslims only.

PEW RESEARCH CENTER Q88.

In Jordan and Egypt, opinions are nearly evenly divided. Among Jordanian Muslims, 36% sympathize more with Islamic fundamentalists and 37% sympathize with those who disagree with fundamentalists; in Egypt, 31% of Muslims express support for Islamic fundamentalists and 30% side with those who disagree with fundamentalists. Opinions are also somewhat divided in Israel, where 23% of Muslims express support for Islamic fundamentalists while 27% side with those who disagree with them; half of Israeli Muslims do not choose a side.

In Lebanon, just 3% of Muslims sympathize with Islamic fundamentalists; more than nine-in-ten (94%) say they sympathize more with those who disagree with fundamentalists. And while about one-quarter of Muslims in Turkey (24%) and 18% in Indonesia say they sympathize with Islamic fundamentalists, far more express support for those who disagree with them (45% and 36%, respectively).

4. Views of Extremist Groups and Suicide Bombing

On balance, extremist groups tend to receive negative ratings in the predominantly Muslim nations surveyed, although there are significant levels of support for these organizations in many countries.

There is no country in which a majority has a favorable opinion of the militant Palestinian organization Hamas. Among Palestinians themselves, Hamas' image has declined in recent years, and its more moderate rival Fatah is rated much more positively.² Still, about four-in-ten Palestinians rate Hamas favorably, as do nearly half in Arab neighbors Jordan and Egypt.

Views of Extremist Groups

	% Favorable		
	Hamas %	Hezbollah %	al Qaeda %
Jordan	47	36	15
Egypt	45	24	21
Palest. ter.	42	61	28
Lebanon	34	38	3
Indonesia	33	37	21
Pakistan	13	14	--
Turkey	10	5	4

Pakistani views of al Qaeda not shown because the question was asked later in the survey, which may affect the comparability of results.

PEW RESEARCH CENTER Q3m-n & Q3p.

Similarly, views of the Lebanese Shia Muslim group Hezbollah are on balance negative, but significant minorities rate Hezbollah favorably in several nations, and it is highly popular among Lebanese Shia and Palestinians.

Majorities in Arab nations, Turkey and Indonesia all have a negative opinion about al Qaeda. The terrorist organization receives its strongest support in the Palestinian territories, where more than one-quarter give al Qaeda a positive rating. Views about al Qaeda leader Osama bin Laden followed a similar pattern: before his death, he was widely rejected among Muslim publics, although he was viewed positively by about one-in-three Palestinians.³

There is only limited support for suicide bombing in most of these nations, although Palestinian Muslims are a clear outlier: 68% say this kind of violence is justifiable. And while in Lebanon support for suicide terrorism has declined since 2002 – as it has in many countries – 35% of Lebanese Muslims still say it can be justified. Moreover, in Egypt support for suicide attacks has gradually increased over the last four years.

² The survey was conducted prior to the April 27 agreement between Hamas and Fatah to form a unity government.

³ The survey was conducted in predominantly Muslim nations from March 21-April 26, prior to bin Laden's death on May 2.

Views of Hamas

In Jordan, where Hamas receives its highest ratings, views about the organization are essentially divided: 47% express a favorable opinion, 50% an unfavorable one. Support for Hamas is higher among those in Jordan who identify as Palestinian (53% favorable) than among those who identify as Jordanian (39%). Overall, support for the militant Islamist group has slipped considerably in Jordan since last year, when six-in-ten said they viewed Hamas favorably.

By a narrow margin, Egyptians give Hamas more unfavorable (51%) than favorable (45%) ratings. This is a shift from two years ago, when the balance of opinion was positive (52% favorable, 44% unfavorable).

Roughly four-in-ten Palestinians (42%) express a positive view of Hamas, although this varies considerably across the two regions that comprise the Palestinian territories. In Gaza, which is controlled by Hamas, only 34% give the group a positive rating. In contrast, Palestinians living in the West Bank – which is controlled by Hamas rival Fatah – are almost evenly divided: 47% have a favorable view and 51% have an unfavorable opinion.

Hamas' popularity has waned since 2007, when about six-in-ten Palestinians held a positive view of the organization. And it is now considerably less popular than the more secular Fatah, which receives a favorable rating from 73% of Palestinians, including more than seven-in-ten in both the West Bank (72%) and Gaza (75%). Fatah leader, and Palestinian president, Mahmoud Abbas is also well-regarded: 65% of Palestinians say they have confidence in him to do the right thing in world affairs, including solid majorities in both the West Bank (61%) and Gaza (73%).

In Lebanon about a third (34%) view Hamas favorably, although opinions vary considerably across religious and sectarian lines. Roughly seven-in-ten (71%) Shia Muslims express a positive view of Hamas (which is a Sunni organization). It receives significantly less support among the country's Sunni Muslims (13% favorable) and Christians (21%).

Rating Hamas

	Fav %	Unfav %	DK %
Jordan	47	50	3
Egypt	45	51	4
Palest. ter.	42	56	2
<i>West Bank</i>	47	51	2
<i>Gaza</i>	34	65	2
Lebanon	34	64	2
Indonesia	33	34	33
Pakistan	13	14	73
Turkey	10	70	21

PEW RESEARCH CENTER Q3m.

Fatah More Popular Than Hamas in Palestinian territories

	Fav %	Unfav %	DK %
Fatah	73	24	2
Hamas	42	56	2
2009	44	52	3
2007	62	33	4

PEW RESEARCH CENTER Q7m & Q7o.

Three-in-ten Israeli Arabs (30%) say they have a favorable opinion of Hamas (1% of Israeli Jews give Hamas a positive rating).

Outside of the Arab world, Indonesians fall almost equally into three groups: one-third view Hamas favorably, about a third see it in a negative light, and another third have no opinion. Overwhelmingly, Turks reject Hamas (10% favorable, 70% unfavorable). And in Pakistan more than seven-in-ten offer no opinion.

Views of Hezbollah

By a wide margin, Hezbollah receives its most positive ratings in the Palestinian territories, where 61% view the militant Shia organization favorably (the population of the Palestinian territories is overwhelmingly Sunni). However, it is much more popular in the West Bank (74% favorable) than in Gaza (39%).

In its home country, about four-in-ten say (38%) they have a favorable view of Hezbollah, although there are sharp divisions among religious communities. An overwhelming majority of Lebanese Shia Muslims (87%) express a positive view of Hezbollah, compared with just 8% of Sunni Muslims and 24% of Christians.

Lebanon's religious divisions also shape attitudes toward Hezbollah leader Hassan Nasrallah: 95% of Shia Muslims have confidence in him to do the right thing in world affairs; only 15% of Sunnis and 24% of Christians share this view.

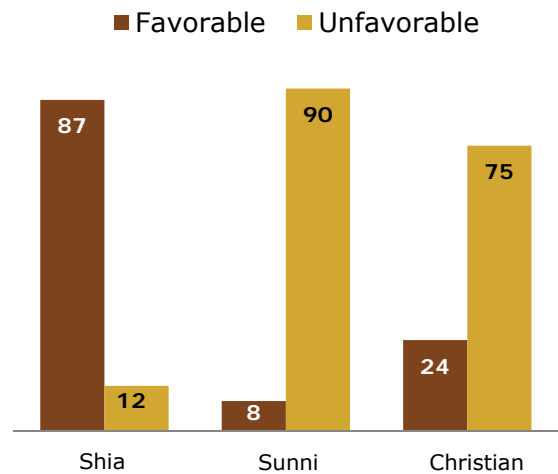
In Jordan, 36% express a favorable view of Hezbollah, down substantially from 54% in last year's poll. Only 24% of Egyptians give the militant group a positive review, down from as high as 56% in 2007.

Rating Hezbollah

	Fav %	Unfav %	DK %
Palest. ter.	61	37	2
<i>West Bank</i>	74	25	1
<i>Gaza</i>	39	60	2
Lebanon	38	60	1
Indonesia	37	32	31
Jordan	36	63	2
Egypt	24	74	3
Pakistan	14	15	72
Turkey	5	76	18

PEW RESEARCH CENTER Q3n.

Sectarian Divide in Views of Hezbollah in Lebanon



PEW RESEARCH CENTER Q3n.

Elsewhere, Indonesians are slightly more positive (37%) than negative (32%) about Hezbollah. Very few Turks (5%) offer a favorable view of the organization. And the vast majority of Pakistanis decline to give an opinion.

Although Israel fought a 34-day war with Hezbollah in 2006, roughly half (48%) of Israeli Arabs have a positive opinion of the organization; 41% offer a negative view.

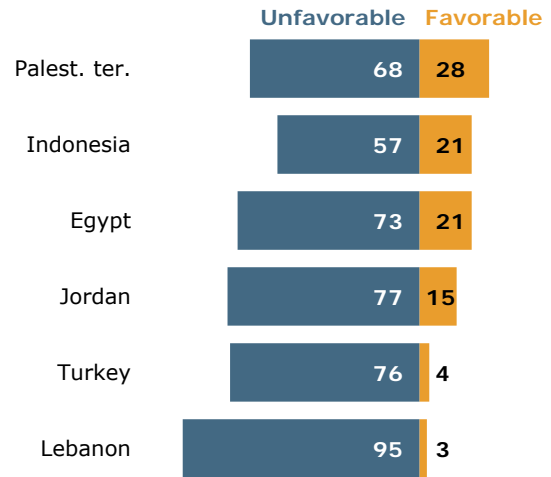
Views of al Qaeda

There is relatively little support for al Qaeda in Arab nations, Turkey and Indonesia. The terrorist group registers its highest level of support in the Palestinian territories, where 28% express a favorable opinion. Roughly one-in-five Indonesians (21%) and Egyptians (21%) have a positive view of al Qaeda.

Among Jordanians, 15% rate al Qaeda favorably, and, as is the case for Hamas and Hezbollah, al Qaeda's image has declined in Jordan since last year, when 34% offered a positive opinion.

Meanwhile, almost no Turks (4%) or Lebanese (3%) express positive sentiments about al Qaeda.

Most Reject al Qaeda



PEW RESEARCH CENTER Q3p.

Before his death, al Qaeda's leader, Osama bin Laden, was largely unpopular in majority Muslim nations. He received his highest ratings in the Palestinian territories (34% had confidence in him to do the right thing in world affairs), followed by Indonesia (24%), Pakistan (21%), Egypt (21%), Jordan (13%), Turkey (3%), and Lebanon (1%). In recent years, support for bin Laden had declined in all of these nations (For more on Muslim views about bin Laden, see [*“Osama bin Laden Largely Discredited Among Muslim Publics in Recent Years.”*](#) May 2, 2011.)

Suicide Terrorism

Only a minority of Muslims – and in some cases a very small minority – endorses suicide terrorism in these nations, with one clear exception: the Palestinian territories. Roughly seven-in-ten Palestinian Muslims (68%) say that suicide bombing and other forms of violence against civilian targets can often or sometimes be justified in order to protect Islam from its enemies. Large majorities hold this view in both Gaza (70%) and the West Bank (66%).

Muslim Views on Suicide Bombing

Suicide bombings can be justified...

	Often	Sometimes	Rarely	Never	DK	NET Often/Some
	%	%	%	%	%	%
Palest. ter.	31	37	10	19	3	68
<i>Gaza</i>	28	42	10	16	4	70
<i>West Bank</i>	33	33	10	21	3	66
Lebanon	12	23	25	39	0	35
<i>Shia</i>	10	30	28	32	1	40
<i>Sunni</i>	15	17	23	45	0	32
Egypt	12	16	34	38	1	28
Israel	5	15	27	41	12	20
Jordan	4	9	31	55	2	13
Indonesia	2	8	11	77	2	10
Turkey	2	5	14	60	19	7
Pakistan	2	2	1	89	5	4

Asked of Muslims only.
PEW RESEARCH CENTER Q89.

About a third of Lebanese Muslims (35%) say this type of violence is often or sometimes justified, and this view is especially prevalent among the country's Shia community (40%). There is somewhat less support for suicide attacks in Egypt (28%) and significantly less in Jordan (13%). Among Israel's minority Muslim population, one-in-five endorse this kind of attacks, up from 7% in 2009.

Outside of the Arab Middle East, there is less support for suicide bombing: just 10% of Indonesian, 7% of Turkish, and 4% of Pakistani Muslims say it can be justified.

Over the last decade, support for suicide terrorism has declined significantly across much of the Muslim world. For instance, in 2002, 74% of Lebanese Muslims said suicide bombing is often or sometimes justifiable, compared with 35% this year. In Pakistan – a nation plagued by terrorism over the last few years – 41% of Muslims said these attacks are often or sometimes justified in 2004; just 4% hold that view today.

However, the high level of support for suicide violence in the Palestinian territories has not changed over time. And in Egypt, support has actually been slowly on the rise since 2007 – then, only 8% of Muslims said suicide bombing can often or sometimes be justified to protect Islam from its enemies; today, 28% hold this view – the same percentage as in 2006.

Support for Suicide Bombing Has Declined in Most Nations

	% Saying often/sometimes justified									Percentage point change	
	2002	2004	2005	2006	2007	2008	2009	2010	2011	02-11	10-11
	%	%	%	%	%	%	%	%	%		
Lebanon	74	--	39	--	34	32	38	39	35	-39	-4
Jordan	43	--	57	29	23	25	12	20	13	-30	-7
Pakistan	33	41	25	14	9	5	5	8	4	-29	-4
Indonesia	26	--	15	10	10	11	13	15	10	-16	-5
Turkey	13	15	14	17	16	3	4	6	7	-6	+1
Egypt	--	--	--	28	8	13	15	20	28	--	+8
Palest. ter.	--	--	--	--	70	--	68	--	68	--	--
Israel	--	--	--	--	--	--	7	--	20	--	--

Asked of Muslims only.

PEW RESEARCH CENTER Q89.

Methodological Appendix

<u>Country</u>	<u>Sample size</u>	<u>Margin of Error (pct. points)</u>	<u>Field dates</u>	<u>Mode</u>	<u>Sample design</u>
Turkey	1,000	±4.0	March 21 – April 12	Face-to-face	National
Egypt	1,000	±4.0	March 24 – April 7	Face-to-face	National
Jordan	1,000	±4.0	March 21 – April 7	Face-to-face	National
Lebanon	1,000	±4.0	March 21 – April 7	Face-to-face	National
Palest. ter.	825	±4.0	March 22 – April 12	Face-to-face	National
Israel	907	±5.0	March 22 – April 5	Face-to-face	National
Indonesia	1,000	±4.0	March 23 – April 6	Face-to-face	National
Pakistan	1,970	±3.0	April 10 – April 26	Face-to-face	Disproportionately urban

Note: For more comprehensive information on the methodology of this study, see the “Methods in Detail” section.

Methods in Detail

About the Spring 2011 Pew Global Attitudes Survey

Results for the survey are based face-to-face interviews conducted under the direction of Princeton Survey Research Associates International. All surveys are based on national samples except Pakistan, where the sample was disproportionately urban.

The descriptions below show the margin of sampling error based on all interviews conducted in that country. For results based on the full sample in a given country, one can say with 95% confidence that the error attributable to sampling and other random effects is plus or minus the margin of error. In addition to sampling error, one should bear in mind that question wording and practical difficulties in conducting surveys can introduce error or bias into the findings of opinion polls.

Country: **Egypt**
Sample design: Multi-stage cluster sample stratified by governorates (excluding Frontier governorates for security reasons – about 2% of the population) proportional to population size and urban/rural population
Mode: Face-to-face adults 18 plus
Languages: Arabic
Fieldwork dates: March 24 – April 7, 2011
Sample size: 1,000
Margin of Error: ± 4.0 percentage points
Representative: Adult population

Country: **Indonesia**
Sample design: Multi-stage cluster sample representative of roughly 88% of the population (excluding Papua and remote areas or provinces with small populations) proportional to population size and urban/rural population
Mode: Face-to-face adults 18 plus
Languages: Bahasa Indonesian
Fieldwork dates: March 23 – April 6, 2011
Sample size: 1,000
Margin of Error: ± 4.0 percentage points
Representative: Adult population

Country:	Israel
Sample design:	Multi-stage cluster sample stratified by Israel's six districts proportional to population size and urban/rural population with an oversample of Arabs
Mode:	Face-to-face adults 18 plus
Languages:	Hebrew, Arabic
Fieldwork dates:	March 22 – April 5, 2011
Sample size:	907 (504 Jews, 381 Arabs, 22 others)
Margin of Error:	±5.0 percentage points
Representative:	Adult population
Country:	Jordan
Sample design:	Multi-stage cluster sample stratified by region and Jordan's 12 governorates and proportional to population size and urban/rural population
Mode:	Face-to-face adults 18 plus
Languages:	Arabic
Fieldwork dates:	March 21 – April 7, 2011
Sample size:	1,000
Margin of Error:	±4.0 percentage points
Representative:	Adult population
Country:	Lebanon
Sample design:	Multi-stage cluster sample stratified by Lebanon's seven major regions (excluding a small area in Beirut controlled by a militia group and a few villages in the south Lebanon, which border Israel and are inaccessible to outsiders) and proportional to population size and urban/rural population
Mode:	Face-to-face adults 18 plus
Languages:	Arabic
Fieldwork dates:	March 21 – April 7, 2011
Sample size:	1,000
Margin of Error:	±4.0 percentage points
Representative:	Adult population

Country: **Pakistan**
Sample design: Multi-stage cluster sample of all four provinces stratified by province (the FATA/FANA areas, Azad Jammu and Kashmir were excluded for security reasons as were areas of instability in Khyber Pakhtunkhwa (formerly the North-West Frontier Province) and Baluchistan—roughly 15% of the population) with disproportional sampling of the urban population
Mode: Face-to-face adults 18 plus
Languages: Urdu, Punjabi, Pashto, Sindhi, Saraiki, Hindko
Fieldwork dates: April 10 – April 26, 2011
Sample size: 1,970
Margin of Error: ±3.0 percentage points
Representative: Disproportionately urban (the sample is 55% urban, Pakistan's population is 33% urban). Sample covers roughly 85% of the adult population.

Country: **Palestinian territories**
Sample design: Multi-stage cluster sample stratified by 17 districts in Gaza Strip and the West Bank, including East Jerusalem and proportional to population size and urban/rural population
Mode: Face-to-face adults 18 plus
Languages: Arabic
Fieldwork dates: March 22 – April 12, 2011
Sample size: 825
Margin of Error: ±4.0 percentage points
Representative: Adult population

Country: **Turkey**
Sample design: Multi-stage cluster sample in all 26 regions (based on geographical location and level of development (NUTS 2)) and proportional to population size and urban/rural population
Mode: Face-to-face adults 18 plus
Languages: Turkish
Fieldwork dates: March 21 – April 12, 2011
Sample size: 1,000
Margin of Error: ±4.0 percentage points
Representative: Adult population

Pew Global Attitudes Project
2011 Spring Survey Topline Results
May 17, 2011 Release

Methodological notes:

- Data based on national samples except in Pakistan where the samples are disproportionately urban.
- Due to rounding, percentages may not total 100%. The topline “total” columns show 100%, because they are based on unrounded numbers.
- Since 2007, the Global Attitudes Project has used an automated process to generate topline. As a result, numbers may differ slightly from those published prior to 2007.
- Trends from Egypt in 2002 are not shown because those results were based on disproportionately urban samples. Since 2006, the samples have been nationally representative in Egypt.
- Questions previously released in “Egyptians Embrace Revolt Leaders, Religious Parties and Military, As Well” in Egypt only include Q2, QEGY1-3, Q3a, Q3t-u, Q3x, Q4-Q5, Q8, QEGY4a-e, QEGY5, Q47x, Q48a, QEGY6a-f, Q57-Q58, QEGY7, Q66, Q67, Q69, QEGY8, Q79e, QEGY9-11, Q88, & QEGY12-15.
- Questions previously released in “Osama bin Laden Largely Discredited Among Muslim Publics in Recent Years” include Q3p & Q48e.

		Q3a Please tell me if you have a very favorable, somewhat favorable, somewhat unfavorable or very unfavorable opinion of: a. The United States					Total
		Very favorable	Somewhat favorable	Somewhat unfavorable	Very unfavorable	DK/Refused	
Turkey	Spring, 2011	2	8	15	62	13	100
	Spring, 2010	2	15	15	59	9	100
	Spring, 2009	2	12	12	57	16	100
	Spring, 2008	4	8	7	70	11	100
	Spring, 2007	2	7	8	75	8	100
	Spring, 2006	2	10	9	67	12	100
	May, 2005	4	19	13	54	10	100
	March, 2004	6	24	18	45	7	100
	May, 2003	2	13	15	68	3	100
	March, 2003	3	9	17	67	5	100
	Summer, 2002	6	24	13	41	16	100
Egypt	Spring, 2011	9	11	30	49	1	100
	Spring, 2010	4	13	34	48	1	100
	Spring, 2009	12	15	31	39	3	100
	Spring, 2008	10	12	35	40	4	100
	Spring, 2007	7	14	32	46	2	100
	Spring, 2006	5	25	33	36	1	100
Jordan	Spring, 2011	5	8	35	49	3	100
	Spring, 2010	7	14	34	45	1	100
	Spring, 2009	7	18	30	44	1	100
	Spring, 2008	5	14	31	48	2	100
	Spring, 2007	8	12	26	52	2	100
	Spring, 2006	6	9	30	55	0	100
	May, 2005	9	12	21	59	0	100
	March, 2004	2	3	26	67	1	100
	May, 2003	0	1	16	83	0	100
	Summer, 2002	6	19	18	57	0	100
Lebanon	Spring, 2011	18	31	14	35	2	100
	Spring, 2010	14	38	14	33	0	100
	Spring, 2009	15	40	14	31	0	100
	Spring, 2008	18	33	19	30	1	100
	Spring, 2007	16	31	24	28	1	100
	May, 2005	22	20	18	40	0	100
	May, 2003	8	19	23	48	2	100
	Summer, 2002	9	27	21	38	6	100
Palest. ter.	Spring, 2011	2	16	31	49	1	100
	Spring, 2009	2	13	16	66	2	100
	Spring, 2007	4	9	16	70	1	100
	May, 2003	0	0	13	85	1	100
Israel	Spring, 2011	14	58	23	5	1	100
	Spring, 2009	26	45	19	7	2	100
	Spring, 2007	29	49	15	5	1	100
	May, 2003	32	46	12	8	1	100

		Q3a Please tell me if you have a very favorable, somewhat favorable, somewhat unfavorable or very unfavorable opinion of: a. The United States					Total
		Very favorable	Somewhat favorable	Somewhat unfavorable	Very unfavorable	DK/Refused	
Indonesia	Spring, 2011	13	41	30	10	6	100
	Spring, 2010	8	51	28	6	6	100
	Spring, 2009	13	50	26	4	8	100
	Spring, 2008	7	30	37	16	10	100
	Spring, 2007	4	25	41	25	5	100
	Spring, 2006	7	23	42	25	4	100
	May, 2005	6	32	40	17	5	100
	May, 2003	2	13	35	48	1	100
	Summer, 2002	5	56	27	9	3	100
Pakistan	Spring, 2011	1	10	10	65	14	100
	Spring, 2010	3	14	13	55	16	100
	Spring, 2009	3	13	14	54	16	100
	Spring, 2008	6	13	11	52	17	100
	Spring, 2007	4	11	14	54	16	100
	Spring, 2006	7	20	14	42	17	100
	May, 2005	6	17	12	48	18	100
	March, 2004	4	17	10	50	18	100
	May, 2003	3	10	10	71	6	100
	Summer, 2002	2	8	11	58	20	100

		Q3m Please tell me if you have a very favorable, somewhat favorable, somewhat unfavorable or very unfavorable opinion of: m. Hamas					Total
		Very favorable	Somewhat favorable	Somewhat unfavorable	Very unfavorable	DK/Refused	
Turkey	Spring, 2011	2	8	13	57	21	100
	Spring, 2010	2	7	11	56	24	100
	Spring, 2009	1	4	9	60	26	100
	Spring, 2008	2	4	7	58	29	100
	Spring, 2007	2	12	8	46	31	100
Egypt	Spring, 2011	12	33	32	19	4	100
	Spring, 2010	19	28	31	19	3	100
	Spring, 2009	26	26	24	20	4	100
	Spring, 2008	18	24	30	20	7	100
	Spring, 2007	20	29	31	18	2	100
Jordan	Spring, 2011	15	32	28	22	3	100
	Spring, 2010	24	36	21	14	6	100
	Spring, 2009	26	30	21	15	8	100
	Spring, 2008	22	33	21	16	8	100
	Spring, 2007	24	38	25	11	2	100
Lebanon	Spring, 2011	14	20	19	45	2	100
	Spring, 2010	11	23	16	47	3	100
	Spring, 2009	15	15	19	49	2	100
	Spring, 2008	12	13	22	50	4	100
	Spring, 2007	6	19	26	41	8	100
Palest. ter.	Spring, 2011	11	31	36	20	2	100
	Spring, 2009	14	30	20	32	3	100
	Spring, 2007	27	35	12	21	4	100
Israel	Spring, 2011	1	4	18	76	2	100
	Spring, 2009	1	3	18	76	3	100
Indonesia	Spring, 2011	4	29	26	8	33	100
	Spring, 2010	5	32	25	9	29	100
	Spring, 2009	4	27	21	7	40	100
	Spring, 2008	2	21	19	7	51	100
	Spring, 2007	4	38	16	3	38	100
Pakistan	Spring, 2011	4	9	5	9	73	100
	Spring, 2010	6	12	5	8	70	100
	Spring, 2009	3	11	12	12	62	100
	Spring, 2008	7	11	7	9	66	100
	Spring, 2007	21	22	6	8	43	100

		Q3n Please tell me if you have a very favorable, somewhat favorable, somewhat unfavorable or very unfavorable opinion of: n. Hezbollah					Total
		Very favorable	Somewhat favorable	Somewhat unfavorable	Very unfavorable	DK/Refused	
Turkey	Spring, 2011	1	4	12	64	18	100
	Spring, 2010	1	4	10	64	21	100
	Spring, 2009	1	2	8	65	24	100
	Spring, 2008	1	2	5	71	21	100
	Spring, 2007	2	7	8	58	25	100
Egypt	Spring, 2011	3	21	40	34	3	100
	Spring, 2010	8	21	34	32	4	100
	Spring, 2009	20	23	27	30	1	100
	Spring, 2008	23	31	28	12	6	100
	Spring, 2007	20	36	32	9	3	100
Jordan	Spring, 2011	7	29	37	26	2	100
	Spring, 2010	16	38	34	11	2	100
	Spring, 2009	22	29	28	17	5	100
	Spring, 2008	23	28	30	15	5	100
	Spring, 2007	21	33	32	12	2	100
Lebanon	Spring, 2011	28	10	10	50	1	100
	Spring, 2010	31	9	7	51	2	100
	Spring, 2009	28	7	8	56	1	100
	Spring, 2008	24	9	8	57	2	100
	Spring, 2007	25	10	9	55	1	100
Palest. ter.	Spring, 2011	18	43	25	12	2	100
	Spring, 2009	23	38	12	24	3	100
	Spring, 2007	41	35	11	9	4	100
Israel	Spring, 2011	1	4	13	78	3	100
	Spring, 2009	1	3	16	76	4	100
Indonesia	Spring, 2011	5	32	23	9	31	100
	Spring, 2010	5	35	20	10	29	100
	Spring, 2009	4	23	21	9	43	100
	Spring, 2008	3	26	15	6	50	100
	Spring, 2007	5	38	16	4	37	100
Pakistan	Spring, 2011	4	10	5	10	72	100
	Spring, 2010	6	12	4	8	70	100
	Spring, 2009	4	13	11	12	60	100
	Spring, 2008	12	12	7	9	60	100
	Spring, 2007	25	21	6	7	42	100

		Q3o Please tell me if you have a very favorable, somewhat favorable, somewhat unfavorable or very unfavorable opinion of: o. Fatah					Total
		Very favorable	Somewhat favorable	Somewhat unfavorable	Very unfavorable	DK/Refused	
Palest. ter.	Spring, 2011	33	40	17	7	2	100

		Q3p Please tell me if you have a very favorable, somewhat favorable, somewhat unfavorable or very unfavorable opinion of: p. al Qaeda					Total
		Very favorable	Somewhat favorable	Somewhat unfavorable	Very unfavorable	DK/Refused	
Turkey	Spring, 2011	1	3	10	66	19	100
	Spring, 2010	1	3	10	65	21	100
Egypt	Spring, 2011	2	19	32	41	5	100
	Spring, 2010	7	12	29	43	8	100
Jordan	Spring, 2011	2	13	39	38	8	100
	Spring, 2010	11	23	35	26	4	100
Lebanon	Spring, 2011	2	1	3	92	2	100
	Spring, 2010	0	2	3	92	3	100
Palest. ter.	Spring, 2011	6	22	48	20	4	100
Indonesia	Spring, 2011	2	19	33	24	22	100
	Spring, 2010	2	20	31	24	22	100

		Q8 And which of these three statements is closest to your own opinion					Total
		Democracy is preferable to any other kind of government	In some circumstances, a non-democratic government can be preferable	For someone like me, it doesn't matter what kind of government we have	DK/Refused		
Turkey	Spring, 2011	66	21	3	10	100	
	Spring, 2010	76	6	5	13	100	
Egypt	Spring, 2011	71	17	10	3	100	
	Spring, 2010	60	22	16	2	100	
Jordan	Spring, 2011	72	19	8	2	100	
	Spring, 2010	69	17	10	4	100	
Lebanon	Spring, 2011	81	10	6	3	100	
	Spring, 2010	83	10	5	1	100	
Palest. ter.	Spring, 2011	64	23	11	3	100	
Indonesia	Spring, 2011	58	16	20	6	100	
	Spring, 2010	64	12	19	4	100	
Pakistan	Spring, 2011	46	19	17	18	100	
	Spring, 2010	41	15	22	22	100	

		Q9a Please tell me how important each of the following is in a democracy to you: a. People can openly say what they think and can criticize the government					Total
		Very important	Somewhat important	Not too important	Not important at all	DK/Refused	
Turkey	Spring, 2011	70	26	3	1	1	100
Jordan	Spring, 2011	62	32	4	2	1	100
Lebanon	Spring, 2011	85	11	2	1	1	100
Palest. ter.	Spring, 2011	61	32	6	0	0	100
Indonesia	Spring, 2011	53	38	7	1	1	100
Pakistan	Spring, 2011	61	25	5	2	8	100

		Q9b Please tell me how important each of the following is in a democracy to you: b. People choose their leaders in free elections					
		Very important	Somewhat important	Not too important	Not important at all	DK/Refused	Total
Turkey	Spring, 2011	73	24	2	0	1	100
Jordan	Spring, 2011	63	26	10	0	0	100
Lebanon	Spring, 2011	90	8	1	0	0	100
Palest. ter.	Spring, 2011	75	21	4	0	0	100
Indonesia	Spring, 2011	59	35	4	1	1	100
Pakistan	Spring, 2011	60	27	5	1	6	100

		Q9c Please tell me how important each of the following is in a democracy to you: c. The economy is prospering					
		Very important	Somewhat important	Not too important	Not important at all	DK/Refused	Total
Turkey	Spring, 2011	71	24	3	0	1	100
Jordan	Spring, 2011	66	30	1	3	0	100
Lebanon	Spring, 2011	90	8	1	0	0	100
Palest. ter.	Spring, 2011	77	20	3	0	0	100
Indonesia	Spring, 2011	92	6	2	0	0	100
Pakistan	Spring, 2011	62	23	5	3	8	100

		Q9d Please tell me how important each of the following is in a democracy to you: d. Women have the same rights as men					
		Very important	Somewhat important	Not too important	Not important at all	DK/Refused	Total
Turkey	Spring, 2011	70	25	4	1	1	100
Jordan	Spring, 2011	50	39	9	2	0	100
Lebanon	Spring, 2011	76	15	5	3	0	100
Palest. ter.	Spring, 2011	51	30	16	3	0	100
Indonesia	Spring, 2011	52	35	12	1	0	100
Pakistan	Spring, 2011	63	24	6	2	5	100

		Q9e Please tell me how important each of the following is in a democracy to you: e. Political stability					
		Very important	Somewhat important	Not too important	Not important at all	DK/Refused	Total
Turkey	Spring, 2011	71	22	3	1	3	100
Jordan	Spring, 2011	71	27	2	1	0	100
Lebanon	Spring, 2011	93	5	1	0	1	100
Palest. ter.	Spring, 2011	80	18	2	0	0	100
Indonesia	Spring, 2011	57	27	10	2	3	100
Pakistan	Spring, 2011	52	30	4	1	13	100

		Q9f Please tell me how important each of the following is in a democracy to you: f. People of all faiths can practice their religion freely					
		Very important	Somewhat important	Not too important	Not important at all	DK/Refused	Total
Turkey	Spring, 2011	74	21	3	0	1	100
Jordan	Spring, 2011	66	27	3	3	1	100
Lebanon	Spring, 2011	88	8	2	1	1	100
Palest. ter.	Spring, 2011	63	30	5	1	0	100
Indonesia	Spring, 2011	70	25	3	1	1	100
Pakistan	Spring, 2011	68	23	2	0	6	100

		Q30 Does our government cooperate too much, not enough or about the right amount with the United States government?				Total
		Too much	Not enough	About right	DK/Refused	
Turkey	Spring, 2011	26	26	32	15	100
Egypt	Spring, 2011	39	24	31	6	100
Jordan	Spring, 2011	57	16	22	6	100
Lebanon	Spring, 2011	54	18	25	3	100
Israel	Spring, 2011	31	23	41	5	100
Indonesia	Spring, 2011	19	18	54	9	100
Pakistan	Spring, 2011	54	13	10	23	100

Due to an administrative error, results for the Palestinian territories are not shown.

		Q47x Which of the following three statements comes closer to your view?				Total
		Laws should strictly follow the teachings of the Quran	Laws should follow the values and principles of Islam but not strictly follow the teachings of the Quran	Laws should not be influenced by the teachings of the Quran	DK/Refused	
Turkey	Spring, 2011	8	45	34	13	100
Egypt	Spring, 2011	62	27	5	5	100
Jordan	Spring, 2011	70	25	3	3	100
Lebanon	Spring, 2011	20	36	37	7	100
Palest. ter.	Spring, 2011	36	30	12	22	100
Indonesia	Spring, 2011	26	56	14	5	100
Pakistan	Spring, 2011	78	16	2	4	100

		Q48a For each, tell me how much confidence you have in each leader to do the right thing regarding world affairs a lot of confidence, some confidence, not too much confidence, or no confidence at all: a. U.S. President Barack Obama					Total
		A lot of confidence	Some confidence	Not too much confidence	No confidence at all	DK/Refused	
Turkey	Spring, 2011	1	11	17	56	15	100
	Spring, 2010	3	20	16	49	12	100
	Spring, 2009	5	28	10	42	15	100
Egypt	Spring, 2011	7	28	26	38	0	100
	Spring, 2010	4	29	25	34	9	100
	Spring, 2009	7	35	18	29	11	100
Jordan	Spring, 2011	4	24	28	40	3	100
	Spring, 2010	4	22	28	36	10	100
	Spring, 2009	7	24	24	34	11	100
Lebanon	Spring, 2011	17	26	32	25	1	100
	Spring, 2010	16	27	36	20	0	100
	Spring, 2009	15	31	32	18	5	100
Palest. ter.	Spring, 2011	1	13	40	44	2	100
	Spring, 2009	2	21	18	57	2	100
Israel	Spring, 2011	10	39	34	17	0	100
	Spring, 2009	20	36	27	16	1	100
Indonesia	Spring, 2011	14	48	27	8	4	100
	Spring, 2010	11	56	24	5	4	100
	Spring, 2009	14	57	20	2	7	100
Pakistan	Spring, 2011	1	9	8	57	25	100
	Spring, 2010	1	7	9	51	32	100
	Spring, 2009	2	11	7	44	36	100

		Q48e For each, tell me how much confidence you have in each leader to do the right thing regarding world affairs a lot of confidence, some confidence, not too much confidence, or no confidence at all: e. Osama bin Laden					Total
		A lot of confidence	Some confidence	Not too much confidence	No confidence at all	DK/Refused	
Turkey	Spring, 2011	1	2	11	66	19	100
	Spring, 2010	0	2	11	63	23	100
	Spring, 2009	1	2	9	68	22	100
	Spring, 2008	1	2	3	77	18	100
	Spring, 2007	1	4	8	66	21	100
	Spring, 2006	1	3	4	75	17	100
	May, 2005	2	3	6	73	14	100
	May, 2003	7	8	7	67	11	100
Egypt	Spring, 2011	7	14	32	37	10	100
	Spring, 2010	1	17	31	42	8	100
	Spring, 2009	4	19	31	37	9	100
	Spring, 2008	2	16	31	38	13	100
	Spring, 2007	1	17	27	41	15	100
	Spring, 2006	4	22	42	29	3	100
Jordan	Spring, 2011	2	11	45	37	5	100
	Spring, 2010	3	12	48	35	3	100
	Spring, 2009	8	20	32	29	12	100
	Spring, 2008	3	16	33	41	8	100
	Spring, 2007	2	18	30	40	10	100
	Spring, 2006	0	24	45	30	2	100
	May, 2005	25	35	20	18	2	100
	May, 2003	38	17	26	18	1	100
Lebanon	Spring, 2011	1	0	8	90	1	100
	Spring, 2010	0	0	9	89	2	100
	Spring, 2009	1	1	9	89	1	100
	Spring, 2008	0	1	11	87	1	100
	Spring, 2007	0	1	11	84	3	100
	May, 2005	0	2	9	78	11	100
	May, 2003	4	10	18	64	4	100
Palest. ter.	Spring, 2011	5	29	39	26	1	100
	Spring, 2009	17	34	18	29	2	100
	Spring, 2007	26	31	12	23	8	100
	May, 2003	39	31	9	15	6	100
Indonesia	Spring, 2011	1	23	37	23	16	100
	Spring, 2010	3	21	32	29	15	100
	Spring, 2009	3	21	32	21	23	100
	Spring, 2008	4	32	23	17	24	100
	Spring, 2007	3	35	27	13	21	100
	Spring, 2006	4	29	33	19	14	100
	May, 2005	8	27	27	10	27	100
	May, 2003	19	38	26	10	7	100

		Q48e For each, tell me how much confidence you have in each leader to do the right thing regarding world affairs a lot of confidence, some confidence, not too much confidence, or no confidence at all: e. Osama bin Laden					
		A lot of confidence	Some confidence	Not too much confidence	No confidence at all	DK/Refused	Total
Pakistan	Spring, 2011	7	14	11	31	38	100
	Spring, 2010	4	14	13	32	38	100
	Spring, 2009	4	14	13	34	35	100
	Spring, 2008	15	19	9	19	38	100
	Spring, 2007	19	19	10	20	32	100
	Spring, 2006	17	21	10	20	32	100
	May, 2005	29	22	11	12	27	100
	May, 2003	24	21	7	19	28	100

		Q48i For each, tell me how much confidence you have in each leader to do the right thing regarding world affairs a lot of confidence, some confidence, not too much confidence, or no confidence at all: i. Hezbollah leader Sheik Hassan Nasrallah					
		A lot of confidence	Some confidence	Not too much confidence	No confidence at all	DK/Refused	Total
Turkey	Spring, 2011	1	3	13	62	20	100
	Spring, 2009	0	3	9	63	26	100
	Spring, 2007	1	6	9	54	30	100
Egypt	Spring, 2011	2	21	28	47	2	100
	Spring, 2009	4	30	21	44	0	100
	Spring, 2007	17	33	27	21	3	100
Jordan	Spring, 2011	15	23	23	35	4	100
	Spring, 2009	25	31	11	33	0	100
	Spring, 2007	17	37	24	20	3	100
Lebanon	Spring, 2011	32	10	11	46	1	100
	Spring, 2009	29	8	9	53	1	100
	Spring, 2007	27	5	11	55	2	100
Palest. ter.	Spring, 2011	18	26	24	30	1	100
	Spring, 2009	31	34	13	21	1	100
	Spring, 2007	48	31	7	11	3	100
Israel	Spring, 2011	2	4	23	69	2	100
	Spring, 2009	2	2	16	77	4	100
Indonesia	Spring, 2011	4	32	20	10	34	100
	Spring, 2009	2	24	17	8	48	100
	Spring, 2007	3	36	16	5	39	100
Pakistan	Spring, 2011	4	9	6	15	66	100
	Spring, 2009	5	10	6	16	63	100
	Spring, 2007	14	20	7	12	48	100

		Q48k For each, tell me how much confidence you have in each leader to do the right thing regarding world affairs a lot of confidence, some confidence, not too much confidence, or no confidence at all: k. Palestinian President Mahmoud Abbas					Total
		A lot of confidence	Some confidence	Not too much confidence	No confidence at all	DK/Refused	
Turkey	Spring, 2011	6	12	18	43	21	100
	Spring, 2010	1	10	15	43	31	100
	Spring, 2009	2	11	10	51	27	100
	Spring, 2007	4	14	12	36	35	100
Egypt	Spring, 2011	12	21	35	30	1	100
	Spring, 2010	12	24	36	26	3	100
	Spring, 2009	11	22	27	41	0	100
	Spring, 2007	31	36	23	7	3	100
Jordan	Spring, 2011	15	29	27	27	2	100
	Spring, 2010	14	26	28	32	1	100
	Spring, 2009	15	18	30	36	1	100
	Spring, 2007	19	34	32	12	2	100
Lebanon	Spring, 2011	4	17	36	41	2	100
	Spring, 2010	5	19	36	37	3	100
	Spring, 2009	5	22	36	34	4	100
	Spring, 2007	2	25	25	38	10	100
Palest. ter.	Spring, 2011	24	41	24	10	2	100
	Spring, 2009	19	33	16	31	1	100
	Spring, 2007	22	34	17	25	3	100
Israel	Spring, 2011	1	6	38	54	1	100
	Spring, 2009	1	3	32	62	2	100
	Spring, 2007	2	7	19	67	5	100
Indonesia	Spring, 2011	7	41	17	6	28	100
	Spring, 2010	7	44	20	6	23	100
	Spring, 2009	4	35	18	3	39	100
	Spring, 2007	4	49	12	5	30	100
Pakistan	Spring, 2011	11	17	6	12	54	100
	Spring, 2010	5	18	5	16	57	100
	Spring, 2009	8	16	7	11	59	100
	Spring, 2007	15	21	7	11	45	100

		Q51 In making international policy decisions, to what extent do you think the United States takes into account the interests of countries like (survey country) a great deal, a fair amount, not too much, or not at all?					Total
		Great deal	Fair amount	Not too much	Not at all	DK/Refused	
Turkey	Spring, 2011	5	12	30	43	11	100
	Spring, 2010	4	5	24	58	8	100
	Spring, 2009	6	9	23	48	14	100
	Spring, 2007	5	9	19	56	11	100
	May, 2005	3	10	27	49	11	100
	March, 2004	5	9	35	44	7	100
	May, 2003	3	6	28	57	5	100
	Summer, 2002	6	11	27	47	10	100
Egypt	Spring, 2011	5	16	40	37	2	100
	Spring, 2010	2	13	40	45	0	100
	Spring, 2009	8	12	31	45	5	100
	Spring, 2007	12	12	33	41	2	100
Jordan	Spring, 2011	5	18	39	37	2	100
	Spring, 2010	7	19	34	38	2	100
	Spring, 2009	4	12	43	41	1	100
	Spring, 2007	8	15	43	32	2	100
	May, 2005	5	12	41	41	1	100
	March, 2004	1	15	38	39	7	100
	May, 2003	3	16	44	36	1	100
	Summer, 2002	7	21	35	36	1	100
Lebanon	Spring, 2011	7	16	32	44	1	100
	Spring, 2010	3	16	33	47	0	100
	Spring, 2009	3	18	34	44	1	100
	Spring, 2007	6	28	32	33	1	100
	May, 2005	13	22	27	30	8	100
	May, 2003	5	13	36	45	1	100
	Summer, 2002	4	16	28	50	3	100
Israel	Spring, 2011	21	46	22	10	1	100
	Spring, 2009	26	44	20	9	1	100
	Spring, 2007	24	50	18	6	2	100
	May, 2003	25	48	20	5	1	100
Indonesia	Spring, 2011	7	36	41	8	8	100
	Spring, 2010	12	38	37	6	7	100
	Spring, 2009	10	34	41	7	8	100
	Spring, 2007	9	36	33	9	14	100
	May, 2005	13	46	31	4	6	100
	May, 2003	5	20	53	17	5	100
	Summer, 2002	12	29	39	10	10	100
Pakistan	Spring, 2011	6	12	13	47	22	100
	Spring, 2010	4	15	17	39	25	100
	Spring, 2009	4	18	15	38	26	100
	Spring, 2007	5	16	19	35	25	100
	May, 2005	12	27	20	21	20	100
	March, 2004	3	15	16	32	34	100
	May, 2003	4	19	22	40	15	100
	Summer, 2002	5	18	9	27	41	100

Due to an administrative error, results for the Palestinian territories are not shown.

		Q52 And which comes closer to describing your view? I favor the U.S.-led efforts to fight terrorism, OR I oppose the U.S.-led efforts to fight terrorism.			Total
		I favor the US-led efforts to fight terrorism	I oppose the US-led efforts to fight terrorism	DK/Refused	
Turkey	Spring, 2011	14	67	19	100
	Spring, 2010	19	59	22	100
	Spring, 2009	24	55	21	100
	Spring, 2007	9	79	12	100
	Spring, 2006	14	77	9	100
	May, 2005	17	71	12	100
	March, 2004	37	56	7	100
	May, 2003	22	71	7	100
	Summer, 2002	30	58	12	100
Egypt	Spring, 2011	21	68	11	100
	Spring, 2010	18	73	9	100
	Spring, 2009	19	73	7	100
	Spring, 2007	26	67	7	100
	Spring, 2006	10	82	8	100
Jordan	Spring, 2011	9	80	11	100
	Spring, 2010	12	82	7	100
	Spring, 2009	11	79	11	100
	Spring, 2007	18	77	6	100
	Spring, 2006	16	74	10	100
	May, 2005	13	86	1	100
	March, 2004	12	78	10	100
	May, 2003	2	97	1	100
	Summer, 2002	13	85	2	100
Lebanon	Spring, 2011	35	61	5	100
	Spring, 2010	30	66	4	100
	Spring, 2009	31	58	11	100
	Spring, 2007	34	63	4	100
	May, 2005	31	65	4	100
	May, 2003	30	67	3	100
	Summer, 2002	38	56	6	100
	Israel	Spring, 2011	72	18	11
Spring, 2009		80	14	6	100
Spring, 2007		78	16	6	100
May, 2003		85	13	2	100
Indonesia	Spring, 2011	55	33	12	100
	Spring, 2010	67	23	10	100
	Spring, 2009	59	34	8	100
	Spring, 2007	32	56	12	100
	Spring, 2006	39	57	4	100
	May, 2005	50	42	8	100
	May, 2003	23	72	5	100
	Summer, 2002	30	64	5	100

		Q52 And which comes closer to describing your view? I favor the U.S.-led efforts to fight terrorism, OR I oppose the U.S.-led efforts to fight terrorism.			Total
		I favor the US-led efforts to fight terrorism	I oppose the US-led efforts to fight terrorism	DK/Refused	
Pakistan	Spring, 2011	14	65	21	100
	Spring, 2010	19	56	25	100
	Spring, 2009	24	56	20	100
	Spring, 2007	13	59	28	100
	Spring, 2006	30	50	19	100
	May, 2005	22	52	27	100
	March, 2004	16	60	25	100
	May, 2003	16	74	10	100
	Summer, 2002	20	45	35	100

Due to an administrative error, results for the Palestinian territories are not shown.

		Q57 Some feel that we should rely on a Democratic form of government to solve our country's problems. Others feel that we should rely on a leader with a strong hand to solve our country's problems. Which comes closer to your opinion?			Total
		Democratic form of government	Strong leader	DK/Refused	
Turkey	Spring, 2011	61	30	8	100
	Spring, 2007	55	34	11	100
	May, 2005	65	31	4	100
	Summer, 2002	57	37	6	100
Egypt	Spring, 2011	64	34	2	100
	Spring, 2007	50	47	4	100
Jordan	Spring, 2011	59	34	8	100
	Spring, 2007	52	41	8	100
	May, 2005	55	43	3	100
	Summer, 2002	47	51	3	100
Lebanon	Spring, 2011	62	37	1	100
	Spring, 2007	60	38	1	100
	May, 2005	67	29	4	100
	Summer, 2002	63	35	2	100
Palest. ter.	Spring, 2011	56	43	2	100
	Spring, 2007	36	52	12	100
Indonesia	Spring, 2011	60	36	4	100
	Spring, 2007	48	49	3	100
	May, 2005	56	42	2	100
	Summer, 2002	65	32	3	100
Pakistan	Spring, 2011	36	51	13	100
	Spring, 2007	33	46	21	100
	May, 2005	28	53	19	100
	Summer, 2002	42	32	26	100

		Q58 If you had to choose between a good democracy or a strong economy, which would you say is more important?			Total
		A good democracy	A strong economy	DK/Refused	
Turkey	Spring, 2011	48	46	5	100
	Spring, 2007	41	49	11	100
	May, 2005	45	51	4	100
	Summer, 2002	49	45	6	100
Egypt	Spring, 2011	47	49	4	100
	Spring, 2007	42	53	5	100
Jordan	Spring, 2011	37	58	5	100
	Spring, 2007	34	60	6	100
	May, 2005	35	65	0	100
	Summer, 2002	41	55	4	100
Lebanon	Spring, 2011	47	51	2	100
	Spring, 2007	48	51	2	100
	May, 2005	47	51	2	100
	Summer, 2002	48	50	2	100
Palest. ter.	Spring, 2011	36	62	2	100
	Spring, 2007	34	58	8	100
Indonesia	Spring, 2011	32	67	2	100
	Spring, 2007	21	77	2	100
	May, 2005	30	69	0	100
	Summer, 2002	30	69	1	100
Pakistan	Spring, 2011	33	56	12	100
	Spring, 2007	34	41	24	100
	May, 2005	38	42	21	100
	Summer, 2002	36	32	31	100

		Q62 Do you think the U.S. and NATO should keep military troops in Afghanistan until the situation has stabilized, or do you think the U.S. and NATO should remove their troops as soon as possible?			Total
		Keep troops in Afghanistan	Remove their troops	DK/Refused	
Turkey	Spring, 2011	6	75	19	100
	Spring, 2010	11	67	22	100
	Spring, 2009	15	63	22	100
	Spring, 2008	8	72	19	100
	Spring, 2007	11	74	15	100
Egypt	Spring, 2011	11	78	11	100
	Spring, 2010	15	81	4	100
	Spring, 2009	19	70	11	100
	Spring, 2008	14	80	6	100
	Spring, 2007	12	82	6	100
Jordan	Spring, 2011	9	87	4	100
	Spring, 2010	13	81	6	100
	Spring, 2009	12	86	2	100
	Spring, 2008	16	76	7	100
	Spring, 2007	15	78	7	100
Lebanon	Spring, 2011	22	71	8	100
	Spring, 2010	21	69	9	100
	Spring, 2009	24	68	8	100
	Spring, 2008	30	66	4	100
	Spring, 2007	27	70	3	100
Israel	Spring, 2011	57	28	15	100
	Spring, 2009	59	27	14	100
	Spring, 2007	59	31	10	100
Indonesia	Spring, 2011	12	71	18	100
	Spring, 2010	19	62	18	100
	Spring, 2009	17	66	17	100
	Spring, 2008	21	56	23	100
	Spring, 2007	8	80	12	100
Pakistan	Spring, 2011	6	68	26	100
	Spring, 2010	7	65	28	100
	Spring, 2009	4	72	24	100
	Spring, 2008	9	72	19	100
	Spring, 2007	3	75	22	100

Due to an administrative error, results for the Palestinian territories are not shown.

		Q79b Please tell me if you approve or disapprove of the way President Barack Obama is dealing with b. the situation in Afghanistan			Total
		Approve	Disapprove	DK/Refused	
Turkey	Spring, 2011	5	70	26	100
	Spring, 2010	5	62	33	100
Egypt	Spring, 2011	18	76	6	100
	Spring, 2010	15	81	4	100
Jordan	Spring, 2011	12	87	1	100
	Spring, 2010	13	84	3	100
Lebanon	Spring, 2011	23	71	6	100
	Spring, 2010	22	72	6	100
Palest. ter.	Spring, 2011	15	81	4	100
Israel	Spring, 2011	33	53	14	100
Indonesia	Spring, 2011	28	56	15	100
	Spring, 2010	36	53	11	100
Pakistan	Spring, 2011	9	52	39	100
	Spring, 2010	6	55	39	100

		Q79c Please tell me if you approve or disapprove of the way President Barack Obama is dealing with c. Iran			Total
		Approve	Disapprove	DK/Refused	
Turkey	Spring, 2011	5	68	27	100
	Spring, 2010	5	62	33	100
Egypt	Spring, 2011	27	68	5	100
	Spring, 2010	22	76	2	100
Jordan	Spring, 2011	21	77	2	100
	Spring, 2010	14	84	2	100
Lebanon	Spring, 2011	40	55	4	100
	Spring, 2010	43	54	3	100
Palest. ter.	Spring, 2011	16	80	4	100
Israel	Spring, 2011	29	61	10	100
Indonesia	Spring, 2011	23	56	20	100
	Spring, 2010	36	53	11	100
Pakistan	Spring, 2011	10	50	40	100
	Spring, 2010	7	52	40	100

		Q79d Please tell me if you approve or disapprove of the way President Barack Obama is dealing with d. the conflict between Israelis and Palestinians			
		Approve	Disapprove	DK/Refused	Total
Turkey	Spring, 2011	6	68	26	100
	Spring, 2010	5	66	30	100
Egypt	Spring, 2011	15	82	3	100
	Spring, 2010	11	88	1	100
Jordan	Spring, 2011	17	82	2	100
	Spring, 2010	15	84	2	100
Lebanon	Spring, 2011	12	85	3	100
	Spring, 2010	8	90	2	100
Palest. ter.	Spring, 2011	13	84	3	100
Israel	Spring, 2011	29	64	7	100
Indonesia	Spring, 2011	26	57	17	100
	Spring, 2010	36	56	8	100
Pakistan	Spring, 2011	6	45	49	100
	Spring, 2010	5	51	44	100

		Q79e Please tell me if you approve or disapprove of the way President Barack Obama is dealing with e. the calls for political change in countries such as Egypt, Tunisia, Bahrain and Libya			
		Approve	Disapprove	DK/Refused	Total
Turkey	Spring, 2011	8	65	27	100
Egypt	Spring, 2011	45	52	3	100
Jordan	Spring, 2011	31	65	4	100
Lebanon	Spring, 2011	41	52	6	100
Palest. ter.	Spring, 2011	33	63	4	100
Israel	Spring, 2011	38	50	12	100
Indonesia	Spring, 2011	30	49	20	100
Pakistan	Spring, 2011	5	40	55	100

		Q88 ASK MUSLIMS ONLY: Do you sympathize more with Islamic fundamentalists in our country or with those who disagree with Islamic fundamentalists?						
		Sympathize with Islamic fundamentalists	Sympathize with those who disagree with Islamic fundamentalists	Both (DO NOT READ)	Neither (DO NOT READ)	DK/Refused	Total	N
Turkey	Spring, 2011	24	45	4	14	14	100	979
Egypt	Spring, 2011	31	30	11	15	14	100	940
Jordan	Spring, 2011	36	37	11	15	2	100	971
Lebanon	Spring, 2011	3	94	0	2	1	100	553
Palest. ter.	Spring, 2011	37	28	14	17	5	100	799
Israel	Spring, 2011	23	27	20	21	9	100	294
Indonesia	Spring, 2011	18	36	5	18	23	100	881
Pakistan	Spring, 2011	47	15	3	10	25	100	1912

		Q89 ASK MUSLIMS ONLY: Some people think that suicide bombing and other forms of violence against civilian targets are justified in order to defend Islam from its enemies. Other people believe that, no matter what the reason, this kind of violence is never justified. Do you personally feel that this kind of violence is often justified to defend Islam, sometimes justified, rarely justified, or never justified?					Total	N
		Often justified	Sometimes justified	Rarely justified	Never justified	DK/Refused		
Turkey	Spring, 2011	2	5	14	60	19	100	979
	Spring, 2010	2	4	4	77	14	100	983
	Spring, 2009	1	3	5	74	17	100	988
	Spring, 2008	1	2	6	83	8	100	984
	Spring, 2007	3	13	9	56	19	100	943
	Spring, 2006	3	14	9	61	14	100	1001
	May, 2005	3	11	6	66	13	100	481
	March, 2004	6	9	9	67	9	100	995
	Summer, 2002	4	9	7	65	14	100	990
Egypt	Spring, 2011	12	16	34	38	1	100	940
	Spring, 2010	8	12	34	46	0	100	938
	Spring, 2009	5	10	23	52	10	100	937
	Spring, 2008	4	9	40	40	8	100	937
	Spring, 2007	2	6	43	40	9	100	942
	Spring, 2006	8	20	25	45	3	100	936
Jordan	Spring, 2011	4	9	31	55	2	100	971
	Spring, 2010	8	12	25	54	1	100	968
	Spring, 2009	4	8	26	56	6	100	963
	Spring, 2008	7	18	29	41	5	100	968
	Spring, 2007	6	17	27	42	8	100	965
	Spring, 2006	5	24	28	43	1	100	972
	May, 2005	24	33	31	11	1	100	478
	Summer, 2002	15	28	22	26	9	100	957
Lebanon	Spring, 2011	12	23	25	39	0	100	553
	Spring, 2010	15	24	20	40	1	100	560
	Spring, 2009	13	25	18	44	0	100	570
	Spring, 2008	8	24	18	49	1	100	619
	Spring, 2007	9	25	20	46	1	100	624
	May, 2005	26	13	19	33	10	100	291
	Summer, 2002	48	26	9	12	6	100	588
Palest. ter.	Spring, 2011	31	37	10	19	3	100	799
	Spring, 2009	36	32	14	17	2	100	1181
	Spring, 2007	41	29	11	6	12	100	796
Israel	Spring, 2011	5	15	27	41	12	100	294
	Spring, 2009	3	4	25	55	12	100	414
Indonesia	Spring, 2011	2	8	11	77	2	100	881
	Spring, 2010	4	11	13	69	2	100	898
	Spring, 2009	3	10	20	65	2	100	926
	Spring, 2008	3	8	13	74	3	100	919
	Spring, 2007	3	7	13	77	2	100	928
	Spring, 2006	2	8	18	71	1	100	909
	May, 2005	2	13	18	66	1	100	485
	Summer, 2002	5	21	16	54	3	100	935

		Q89 ASK MUSLIMS ONLY: Some people think that suicide bombing and other forms of violence against civilian targets are justified in order to defend Islam from its enemies. Other people believe that, no matter what the reason, this kind of violence is never justified. Do you personally feel that this kind of violence is often justified to defend Islam, sometimes justified, rarely justified, or never justified?					Total	N
		Often justified	Sometimes justified	Rarely justified	Never justified	DK/Refused		
Pakistan	Spring, 2011	2	2	1	89	5	100	1912
	Spring, 2010	4	4	5	80	7	100	1898
	Spring, 2009	3	2	3	87	5	100	1197
	Spring, 2008	1	4	10	81	4	100	1198
	Spring, 2007	4	5	9	72	10	100	1930
	Spring, 2006	7	7	8	69	8	100	1233
	May, 2005	12	13	18	46	11	100	476
	March, 2004	27	14	8	35	16	100	1183
	Summer, 2002	19	14	5	38	24	100	1982

		Q90 How worried are you, if at all, that the U.S. could become a military threat to our country someday? Are you very worried, somewhat worried, not too worried, or not at all worried?					Total
		Very worried	Somewhat worried	Not too worried	Not at all worried	DK/Refused	
Turkey	Spring, 2011	32	27	13	14	14	100
	Spring, 2010	28	28	15	19	10	100
	Spring, 2009	18	36	13	19	14	100
	Spring, 2007	41	35	9	7	9	100
	May, 2005	29	36	13	17	4	100
	May, 2003	35	36	11	16	3	100
Egypt	Spring, 2011	21	33	25	20	2	100
	Spring, 2010	27	29	20	24	0	100
	Spring, 2009	26	25	20	28	2	100
	Spring, 2007	28	36	28	6	2	100
Jordan	Spring, 2011	18	28	32	20	1	100
	Spring, 2010	23	29	24	23	2	100
	Spring, 2009	21	27	27	24	1	100
	Spring, 2007	19	48	21	10	3	100
	May, 2005	14	53	22	10	1	100
	May, 2003	21	35	33	11	0	100
Lebanon	Spring, 2011	32	27	21	19	1	100
	Spring, 2010	32	24	23	20	1	100
	Spring, 2009	33	24	21	16	6	100
	Spring, 2007	27	30	25	16	3	100
	May, 2005	37	23	22	16	2	100
	May, 2003	26	32	25	16	1	100
Palest. ter.	Spring, 2011	43	48	6	3	1	100
	Spring, 2009	36	39	12	12	1	100
	Spring, 2007	45	28	13	9	5	100
Indonesia	Spring, 2011	40	31	16	9	4	100
	Spring, 2010	42	34	17	5	2	100
	Spring, 2009	42	35	16	3	3	100
	Spring, 2007	53	31	11	3	2	100
	May, 2005	38	42	15	4	1	100
	May, 2003	36	38	18	7	1	100
Pakistan	Spring, 2011	42	25	11	10	13	100
	Spring, 2010	37	28	12	9	13	100
	Spring, 2009	49	30	7	4	10	100
	Spring, 2007	49	23	7	7	13	100
	May, 2005	43	28	8	10	11	100
	May, 2003	47	25	9	14	5	100

		Q91 Did you follow news about the political demonstrations in countries such as in Egypt, Tunisia, Bahrain and Libya, or not?			Total
		Yes	No	DK/Refused	
Turkey	Spring, 2011	78	17	4	100
Egypt	Spring, 2011	96	4	0	100
Jordan	Spring, 2011	98	2	0	100
Lebanon	Spring, 2011	86	14	0	100
Palest. ter.	Spring, 2011	94	6	0	100
Israel	Spring, 2011	71	29	0	100
Indonesia	Spring, 2011	41	54	5	100
Pakistan	Spring, 2011	11	39	50	100

		Q92 ASK IF FOLLOWED NEWS (Q91=1): Which of the following best describes your reaction to the demonstrations were you very excited, somewhat excited, not too excited, or not excited at all?					Total	N
		Very excited	Somewhat excited	Not too excited	Not excited at all	DK/Refused		
Turkey	Spring, 2011	39	34	10	15	2	100	784
Jordan	Spring, 2011	34	38	23	4	0	100	981
Lebanon	Spring, 2011	58	25	11	6	0	100	850
Palest. ter.	Spring, 2011	40	44	13	3	0	100	777
Israel	Spring, 2011	21	37	26	15	0	100	712
Indonesia	Spring, 2011	23	37	34	6	0	100	419
Pakistan	Spring, 2011	37	37	16	7	4	100	248

		Q93 Do you think the recent demonstrations in Egypt, Tunisia and other countries in the Middle East will lead to more democracy in the region, or not?			Total
		Yes	No	DK/Refused	
Turkey	Spring, 2011	36	46	18	100
Jordan	Spring, 2011	73	16	11	100
Lebanon	Spring, 2011	71	22	7	100
Palest. ter.	Spring, 2011	73	22	5	100
Israel	Spring, 2011	43	43	14	100
Indonesia	Spring, 2011	37	36	27	100
Pakistan	Spring, 2011	12	23	66	100